

**BOARD MEETING AGENDA
SPECIAL MEETING OF THE BOARD OF DIRECTORS OF
CITRUS HEIGHTS WATER DISTRICT**

**NOVEMBER 15, 2016 beginning at 6:30 PM
RUSCH PARK COMMUNITY CENTER – SUNRISE/PATIO ROOM
7801 AUBURN BOULEVARD, CITRUS HEIGHTS, CA**

****Please Note Change in Location for this Meeting****

In compliance with the Americans with Disabilities Act, if you have a disability and need a disability-related modification or accommodation to participate in this meeting, please contact the Chief Board Clerk at (916) 725-6873. Requests must be made as early as possible, and at least one full business day before the start of the meeting.

CALL TO ORDER:

Upon request, agenda items may be moved to accommodate those in attendance wishing to address that item. Please inform the General Manager.

ROLL CALL OF DIRECTORS:

PLEDGE OF ALLEGIENCE:

VISITORS:

PUBLIC COMMENT:

The Public shall have the opportunity to directly address the Board on any item of interest to the public before or during the Board's consideration of that item pursuant to Government Code Section 54954.3. Public comment on items of interest within the jurisdiction of the Board is welcome. The Presiding Officer will limit comments to three minutes per speaker.

(A) Action Item

(D) Discussion Item

(I) Information Item

CONSENT CALENDAR: (A)

All items under the Consent Calendar are considered to be routine and will be approved by one motion. There will be no separate discussion of these items unless a member of the Board, Audience, or Staff request a specific item be removed for separate discussion/action before the motion to approve the Consent Calendar.

None.

PUBLIC HEARINGS:

- P-1. 2017 Operating and Capital Improvement Budgets (A)
- a. Conduct Public Hearing on 2017 Operating and Capital Improvement Budgets.
 - b. Consider adoption of Resolution 31-2016 Establishing Fiscal Year 2017 Operating and Capital Improvement Budgets.

- P-2. 2017 Water Rates and Miscellaneous Charges and Fees (A)
- a. Conduct Public Hearing on 2017 Water Rates and Miscellaneous Charges and Fees.
 - b. Consider adoption of Resolution 32-2016 Establishing Water Rates and Miscellaneous Charges and Fees for Fiscal Year 2017.

- P-3. 2017 Capacity Charges (A)
- a. Conduct Public Hearing on 2017 Capacity Charges.
 - b. Consider adoption of Resolution 33-2016 Establishing Capacity Charges for Fiscal Year 2017.

OLD BUSINESS:

None.

NEW BUSINESS:

None.

CONSULTANTS' AND LEGAL COUNSEL'S REPORTS (I):

None.

PROJECT MANAGER'S REPORTS (I):

None.

OPERATIONS MANAGER'S REPORTS (I):

None.

DIRECTOR'S AND REPRESENTATIVE'S REPORTS (I):

None.

MANAGEMENT SERVICES RESPORTS (I):

None.

GENERAL MANAGER'S REPORTS (I):

None.

CORRESPONDENCE:

CLOSED SESSION:

None.

FUTURE CHWD BOARD OF DIRECTORS MEETING DATES:

ADJOURNMENT:

CERTIFICATION:

I do hereby declare and certify that this agenda for the regular meeting of the Board of Directors of the Citrus Heights Water District was posted in a location

accessible to the public at the outdoor bulletin board at the District Administrative Office Building, 6230 Sylvan Road, Citrus Heights, CA 95610 at least 24 hours prior to the regular meeting in accordance with Government Code Section 54954.2.

_____/S/_____
LISA A. SMOOT, Chief Board Clerk

Dated: November 10, 2016

CITRUS HEIGHTS WATER DISTRICT

DISTRICT STAFF REPORT TO BOARD OF DIRECTORS NOVEMBER 15, 2016 SPECIAL MEETING

SUBJECT : 2017 OPERATING AND CAPITAL IMPROVEMENT BUDGETS
 STATUS : Action Item
 REPORT DATE : November 09, 2016
 PREPARED BY : Susan K. Sohal, Accounting Supervisor
 Hilary M. Straus, Assistant General Manager

OBJECTIVE:

Conduct a Public Hearing on the proposed Operating and Capital Improvement Budgets for 2017, and consider adoption of a resolution establishing the Fiscal Year 2017 Operating and Capital Improvement Budgets.

SUMMARY:

This report presents the proposed Operating and Capital Improvement Budgets for 2017. Accompanying this report is a copy of a proposed resolution, Resolution 31-2016, establishing the Fiscal Year 2017 Operating and Capital Improvement Budgets, which includes a summary of these budgets in the following amounts:

2017 Operating Budget:	\$ 9,959,150
2017 Capital Improvement appropriations:	
New Capital Projects Request for 2017:	\$ 9,144,361
Previously-Approved Projects Carried Over from 2016:	<u>\$ 3,209,864</u>
Total 2017 Capital Improvements Requests:	\$12,354,225

Budget information and rate options have been reviewed by the Board of Directors at three public meetings, including at an August 29, 2016 Budget Study Session, a September 13, 2016 Board meeting and this Public Hearing on November 15, 2016. Moreover 2017 budget and operational information and a proposed rate program has been presented to eleven neighborhood associations throughout Citrus Heights and Orangevale and three service clubs within Citrus Heights.

2017 Operating Budget

The 2017 Operating Budget was prepared with the goal of supporting the District's mission of providing a dependable supply of safe, quality water delivered in an efficient, responsive and affordable manner. District staff recommends the proposed 2017 Operating Budget as the proposal achieves a balance between maintaining high-quality water service and keeping costs in check.

The 2017 budget continues the practice of estimating the amount of staff time to be spent working on capital improvement projects and allocating the estimated salary and benefit costs to the Capital Improvement Budget. This allocation gives a more accurate picture of the true cost of both day-to-day operations and capital improvements.

Operating Budget: \$9.96million, an increase \$877,084 from the 2016 budget.

Highlights of proposed 2017 spending for operations are summarized below.

- Includes \$1.15 million in transfers to the Capital Improvement Reserves, a transfer of \$100,000 to replenish the Rate Stabilization Reserve; \$100,000 to the Water Supply Reserve; \$75,000 to the Water Efficiency Reserve; and, \$300,000 to the Water Meter Replacement Reserve.
- A 19% aggregate increase of treated water cost from San Juan Water District due to projected 16% rate increase and anticipated increase in consumption. The projected quantity of water estimated to be purchased is 12,000 AF, which is greater than the projected 2016 total water purchased.
- Salary COLA increases of 1.7%* (estimated based on the September 2016 Consumer Price Index - West) and merit increases averaging 3.3% based on employee performance. However, some personnel costs will decrease due to lower salary levels for new employees replacing long-term employees, who were at higher points in their salary ranges.
- Professional Contract Services increase of about \$200,000 for use towards the Project 2030 Study as we move forward to plan our mains replacements beyond 2030. Additionally up to \$150,000 is allocated for advanced planning for a District wide meter replacement program
- Employee benefit net cost increase of about \$170,000. A number of factors contribute to the overall decrease, including new employees whose CalPERS contribution rates are lower, lower total Healthcare premiums as a result of new employees replacing long-term employees who were at higher premium points; an increase of 10% in Healthcare premium costs; an increase in PERs UAL (Unfunded Actuarial Liability) payment of \$360,000 as recommended by CalPERS. \$550,000 is budgeted in salary and benefit costs are allocated to the Capital Improvement Budget to account for time spent in the planning, design and construction of capital projects by District employees.

2017 Capital Projects Budget

New Capital Projects Request for 2017:	\$ 9,144,361
Previously-Approved Projects Carried Over from 2016:	<u>\$ 3,209,864</u>
Total 2017 Capital Improvements Requests:	\$12,354,225

Highlights of proposed 2017 Capital Projects are summarized below:

- Replacement of annual aging customer water services budgeted at \$888,000.
- Water main replacement or installation projects, scheduled to start design, will be undertaken in 2017 with construction targeted for 2018 at a total cost of \$2.85 million.
- Equipment replacements and new equipment totaling \$899,500 for 2017; including carryover amount of Upgrades/Replacements to the District's billing and accounting software \$500,000,

* As a practice the district uses the October release from the western urban CPI note this comes out of the 5% allocation cost from the budget.

and \$250,000 the Document Management System for 2018.

- Additional transfers to CIP Reserves for accrual of funds toward Meter Replacements at the end of their useful life span, projected to start in 2020.

RECOMMENDATION:

1. Conduct a Public Hearing on the proposed Operating and Capital Improvement Budgets for 2017; and
2. Adopt Resolution 31-2016, establishing the Fiscal Year 2017 Operating and Capital Improvement Budgets.

ACTION:

Moved by Director _____, Seconded by Director _____, Carried _____

CITRUS HEIGHTS WATER DISTRICT
RESOLUTION NO. 31-2016

RESOLUTION ESTABLISHING
FISCAL YEAR 2017 OPERATING AND CAPITAL IMPROVEMENT BUDGETS
FOR CITRUS HEIGHTS WATER DISTRICT

WHEREAS, CITRUS HEIGHTS WATER DISTRICT has identified the costs of operating the District and for providing capital improvements to the infrastructure of the District, for the Fiscal Year beginning January 1, 2017; and

WHEREAS, the District has prepared budgets setting forth the dollar amounts proposed for District operations and capital improvements as follows:

Operating Budget: \$9,959,150 Capital Improvement Budget: \$9,144,361; and

WHEREAS, a noticed Public Hearing was held on November 15, 2016 for the purpose of receiving public comment on the proposed Fiscal Year 2017 Operating and Capital Improvement Budgets.

THEREFORE BE IT RESOLVED the Fiscal Year 2017 Operating (Exhibit A) and Capital Improvement (Exhibit B) Budgets, accompanying this resolution and incorporated herein as part of this Resolution, are hereby adopted.

PASSED AND ADOPTED by the Board of Directors of the CITRUS HEIGHTS WATER DISTRICT, this 15th day of November, 2016, by the following vote, to-wit:

AYES: Directors: Dains, Sheehan, Riehle
NOES: Directors: None
ABSTAIN: Directors: None
ABSENT: Directors: None

S E A L

ALLEN B. DAINS, President
Board of Directors
Citrus Heights Water District

ATTEST:

HILARY M. STRAUS, Secretary

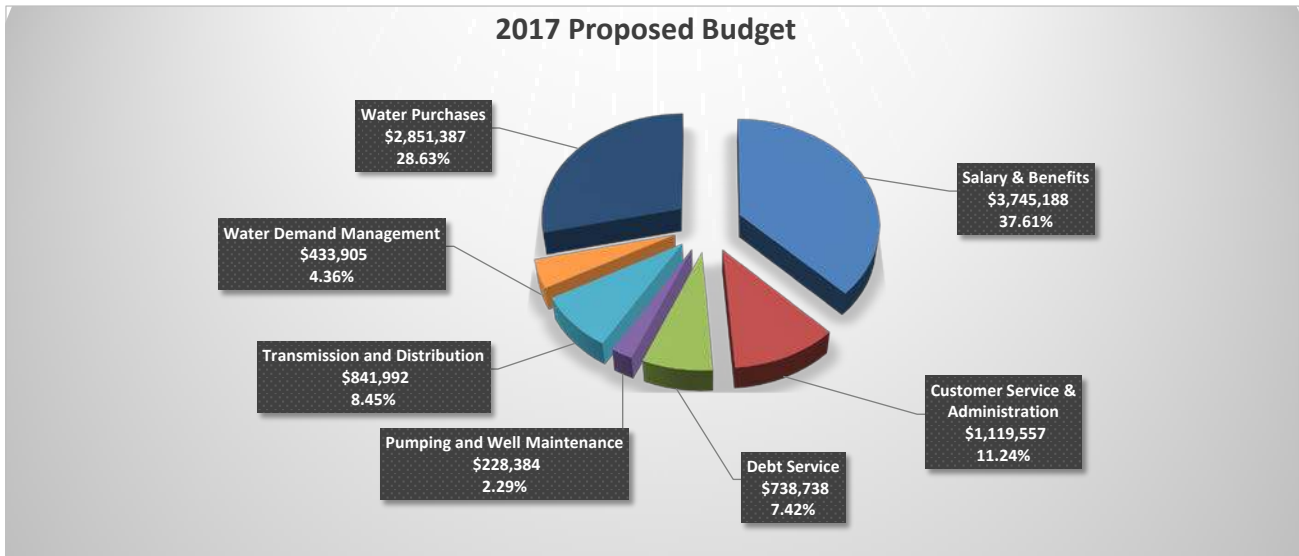
EXHIBIT A

2017 Operating Budget

CITRUS HEIGHTS WATER DISTRICT
2017 PROPOSED OPERATING BUDGET SUMMARY

Proposed: November 15, 2016

<u>Expense Category</u>	<u>2015 Budget</u>	<u>2015 Actual</u>	<u>2016 Budget</u>	<u>2016 Projected</u>	<u>2017 Proposed Budget</u>	<u>% Change 2016 vs. 2017</u>
Salary & Benefits	\$ 3,005,484	\$ 3,475,404	\$ 3,597,333	\$ 3,507,240	\$ 3,745,188	4.11%
Customer Service & Administration	\$ 788,472	\$ 869,909	\$ 1,113,405	\$ 1,065,711	\$ 1,119,557	0.55%
Debt Service	\$ 736,488	\$ 207,871	\$ 740,263	\$ 760,581	\$ 738,738	-0.21%
Pumping and Well Maintenance	\$ 200,723	\$ 109,748	\$ 266,904	\$ 214,507	\$ 228,384	-14.43%
Transmission and Distribution	\$ 496,406	\$ 599,918	\$ 547,960	\$ 528,425	\$ 841,992	53.66%
Water Demand Management	\$ 280,195	\$ 101,534	\$ 428,500	\$ 207,714	\$ 433,905	1.26%
Water Purchases	\$ 2,295,483	\$ 1,950,627	\$ 2,387,701	\$ 2,735,971	\$ 2,851,387	19.42%
	\$ 7,803,249	\$ 7,315,012	\$ 9,082,066	\$ 9,020,147	\$ 9,959,150	9.66%



CITRUS HEIGHTS WATER DISTRICT
2017 PROPOSED OPERATING BUDGET SUMMARY
Proposed: November 15, 2016

<i>Account</i>	<i>Description</i>	<i>2015 Budget</i>	<i>2015 Actual</i>	<i>2016 Budget</i>	<i>2016 Projected</i>	<i>2017 Proposed Budget</i>	<i>\$ Change</i>	<i>% Change</i>
<i>Customer Service & Administration</i>								
	DIRECTORS MEETING COMPENSATION	20,300	15,950	20,300	18,850	20,010	(290)	-1%
	RETIREE HEALTH CARE BENEFIT	41,565	90,365	43,547	42,957	48,963	5,416	12%
	CONTRACT SERVICES - OFFICE REPAIRS / MAINT	2,000	-	2,000	4,000	4,000	2,000	100%
	MAINTENANCE AGREEMENTS - SOFTWARE	114,037	129,060	134,332	145,220	129,632	(4,700)	-3%
	EQUIPMENT RENTAL & MAINT - OFFICE & BUILDING EQUIPMENT	11,580	14,713	14,366	12,069	14,142	(224)	-2%
	JANITORIAL	9,313	6,615	11,100	13,493	16,505	5,405	49%
	BANK FEES	71,000	66,368	71,000	77,748	70,000	(1,000)	-1%
	OFFICE EXPENSE	15,000	14,871	15,000	23,118	17,000	2,000	13%
	SMALL OFFICE EQUIPMENT	2,000	9,562	2,000	6,086	8,000	6,000	300%
	DUES & SUBSCRIPTIONS	102,210	91,630	112,210	142,393	132,135	19,925	18%
	POSTAGE	98,500	105,731	103,000	116,704	119,000	16,000	16%
	PRINTING	6,000	8,022	7,700	5,633	14,000	6,300	82%
	TELEPHONE - LOCAL / LONG DISTANCE	16,220	10,687	12,500	20,283	22,700	10,200	82%
	UTILITIES	18,720	29,866	19,700	18,566	20,700	1,000	5%
	INSURANCE - LIABILITY & COMPREHENSIVE	68,845	74,024	75,300	70,648	75,000	(300)	0%
	LEGAL & AUDIT	57,680	64,464	78,900	74,881	94,000	15,100	19%
	CONTINUED EDUCATION	31,580	23,677	45,780	36,259	71,420	25,640	56%
	PROFESSIONAL / CONTRACT SERVICES - OFFICE LABOR	-	6,461	130,000	57,277	15,000	(115,000)	0%
	PROFESSIONAL / CONTRACT SERVICES - BILL PRINT/MAIL	26,400	27,819	27,600	28,488	30,000	2,400	9%
	PROFESSIONAL / CONTRACT SERVICES - FINANCIAL	-	-	5,000	10,145	45,000	40,000	0%
	PROFESSIONAL / CONTRACT SERVICES - OTHER	62,169	64,118	133,460	118,912	121,760	(11,700)	-9%
	ELECTION EXPENSE	-	-	29,000	-	-	(29,000)	0%
	PUBLICATION NOTICES	1,236	53	1,500	1,696	1,500	-	0%
	OFFICE MISC - MEETING ACCOMODATIONS	309	527	2,000	1,990	7,000	5,000	250%
	OFFICE MISC - OTHER	1,200	6,843	2,200	1,905	2,200	-	0%
	COMPUTER SOFTWARE	3,605	248	3,700	3,400	3,700	-	0%
	BAD DEBT EXPENSE	-	1,771	-	2,627	5,000	5,000	0%
	OFFICE MISC - DISTRICT EVENTS	4,903	4,884	5,110	5,263	5,690	580	11%
	OFFICE MISC - MILESTONE EVENTS	2,100	1,580	5,100	5,100	5,500	400	8%
	<i>Debt Service</i>						-	0%
	DEBT SERVICE - COP SERIES 2010	569,200	107,600	571,200	591,553	567,400	(3,800)	-1%
	DEBT SERVICE - COP SERIES 2012	167,288	100,272	169,063	169,028	171,338	2,275	1%
	<i>Pumping and Well Maintenance</i>						-	
	POWER TO WELLS	177,495	104,517	244,904	202,674	203,684	(41,220)	-17%
	WELLS - REPAIR / MAINTENANCE	23,228	5,231	22,000	11,832	24,700	2,700	12%

<i>Account</i>	<i>Description</i>	<i>2015 Budget</i>	<i>2015 Actual</i>	<i>2016 Budget</i>	<i>2016 Projected</i>	<i>2017 Proposed Budget</i>	<i>\$ Change</i>	<i>% Change</i>
<i>Salary & Benefits</i>							-	
	INSURANCE - DISABILITY & LIFE	28,300	24,811	28,300	33,529	34,726	6,426	23%
	INSURANCE - WORKER'S COMPENSATION	54,319	24,068	54,319	28,862	54,319	(0)	0%
	EMPLOYEE BENEFIT - VISION INSURANCE	5,040	4,396	5,100	10,966	9,036	3,936	77%
	EMPLOYEE BENEFIT - DENTAL INSURANCE	41,258	40,103	43,200	48,162	37,200	(6,000)	-14%
	EMPLOYEE BENEFIT - HEALTH INSURANCE	351,272	352,699	375,272	398,481	389,720	14,448	4%
	EMPLOYEE BENEFIT - PERS RETIREMENT	591,083	605,712	422,544	461,196	590,705	168,161	40%
	EMPLOYEE BENEFIT - SOCIAL SECURITY	144,642	150,209	153,444	190,658	180,285	26,841	17%
	EMPLOYEE BENEFIT - MEDICARE	33,827	38,365	35,886	44,589	42,163	6,277	17%
	EMPLOYEE BENEFIT - UNEMPLOYMENT INSURANCE	6,825	5,688	7,875	8,139	8,400	525	7%
	EMPLOYEE BENEFIT - HEALTH INSURANCE REIMBURSEMENT	26,000	23,504	26,000	31,773	30,000	4,000	15%
	EMPLOYEE SALARY AND BENEFITS - ALLOCATION TO CAPITAL PROJECTS	(629,907)	(332,171)	(339,867)	(550,000)	(550,000)	(210,133)	62%
	SALARY - MANAGERS (2 positions)	566,130	599,743	676,194	578,611	449,671	(226,523)	-33%
	SALARY - ADMINISTRATION & CUSTOMER SERVICE (7 authorized positions)	348,136	357,921	501,000	423,703	564,901	63,901	13%
	SALARY - FIELD / O&M (17 authorized positions)	1,069,222	1,081,442	1,118,893	1,336,104	1,289,550	170,657	15%
	STANDBY DUTY	16,640	16,730	17,940	17,505	17,940	-	0%
	SALARY -WATER DEMAND MANAGEMENT (2 authorized positions)	145,936	150,015	156,088	185,443	187,831	31,743	20%
	SALARY - ENGINEERING (4 positions)	206,761	332,171	315,145	259,520	408,740	93,595	30%
<i>Transmission and Distribution</i>							-	
	COOPERATIVE TRANSMISSION PIPELINE MAINTENANCE	5,000	-	5,000	5,000	5,000	-	0%
	WATER QUALITY ANALYSIS	19,432	23,094	41,000	24,894	24,532	(16,468)	-40%
	FIELD MISCELLANEOUS - DUMP FEES	-	961	1,000	961	4,000	3,000	
	FIELD MISCELLANEOUS - OTHER	500	230	1,000	416	1,000	-	0%
	SMALL TOOLS - FIELD	15,000	28,211	23,400	17,930	40,000	16,600	71%
	SUPPLIES - FIELD	18,000	30,004	19,000	30,350	25,000	6,000	32%
	MATERIALS	35,000	11,766	6,000	7,785	20,000	14,000	233%
	ROADBASE	35,000	26,800	20,000	23,276	25,000	5,000	25%
	CONTRACT SERVICES - CONCRETE	10,000	7,649	8,000	2,000	8,000	-	0%
	CONTRACT SERVICES - MISC FIELD / O&M	30,400	70,338	30,000	39,318	38,000	8,000	27%
	CONTRACT SERVICES - PAVING	25,000	8,820	9,000	2,291	9,000	-	0%
	MAINTENANCE AGREEMENTS - EQUIPMENT	6,670	3,067	6,700	9,132	10,200	3,500	52%
	REPAIR - FLEET EQUIPMENT	32,000	51,117	40,000	56,069	55,000	15,000	38%
	REPAIR - TOOLS AND EQUIPMENT	12,000	11,906	12,000	5,912	15,000	3,000	25%
	GAS AND OIL	51,000	43,302	51,000	48,339	51,000	-	0%
	EQUIPMENT RENTAL - FIELD	3,000	3,584	3,000	6,873	10,000	7,000	233%
	PERMIT FEE - AIR QUALITY / HAZ MAT	4,800	5,324	5,700	7,100	6,200	500	9%

<i>Account</i>	<i>Description</i>	<i>2015 Budget</i>	<i>2015 Actual</i>	<i>2016 Budget</i>	<i>2016 Projected</i>	<i>2017 Proposed Budget</i>	<i>\$ Change</i>	<i>% Change</i>
	PERMIT FEE - STATE WATER RESOURCES CONTROL BOARD (SWRCB)	14,000	11,435	14,000	23,726	28,000	14,000	100%
	PERMIT FEE - ENCROACHMENT PERMITS	29,000	32,785	44,000	29,208	44,000	-	0%
	TELEPHONE - WIRELESS	11,244	13,943	16,800	15,060	18,240	1,440	9%
	TELEPHONE - ANSWERING SERVICE	2,400	2,471	2,400	2,319	2,500	100	4%
	PROFESSIONAL / CONTRACT SERVICES - ENGINEERING	13,000	27,174	20,000	275	220,000	200,000	1000%
	PROFESSIONAL / CONTRACT SERVICES - TEMPORARY LABOR	5,000	80,573	50,000	58,988	50,000	-	0%
	PROFESSIONAL / CONTRACT SERVICES - WELLS	10,000	-	10,000	-	20,000	10,000	100%
	PROFESSIONAL /CONTRACT SERVICES - METER READING	108,960	105,365	108,960	111,203	112,320	3,360	3%
	<i>Water Demand Management</i>						-	
	WATER DEMAND MANAGEMENT - POSTAGE	13,390	11,369	14,000	5,756	5,000	(9,000)	-64%
	WATER DEMAND MANAGEMENT - PRINTING	7,004	8,788	25,000	7,228	21,000	(4,000)	-16%
	WATER DEMAND MANAGEMENT - MATERIALS AND SUPPLIES	8,137	9,066	11,500	12,681	14,500	3,000	26%
	WATER DEMAND MANAGEMENT - CONTRACT SERVICES	217,032	53,858	367,000	161,175	359,800	(7,200)	-2%
	WATER DEMAND MANAGEMENT - OTHER	7,132	4,578	8,000	6,699	13,925	5,925	74%
	WATER DEMAND MANAGEMENT - INCENTIVE PROGRAMS	27,500	13,876	3,000	14,175	19,680	16,680	556%
	<i>Water Purchases</i>						-	
	PURCHASED WATER	2,295,483	1,950,627	2,387,701	2,735,971	2,851,387	463,686	19%
	Grand Total	7,803,249	7,315,012	9,082,066	9,020,147	9,959,150	877,084	9.66%

EXHIBIT B

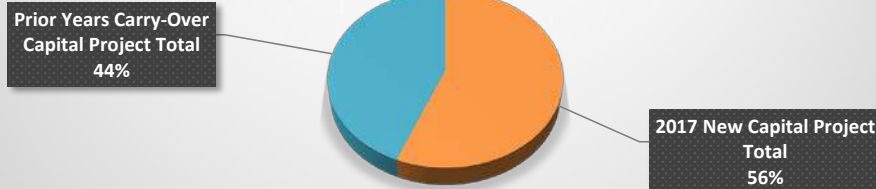
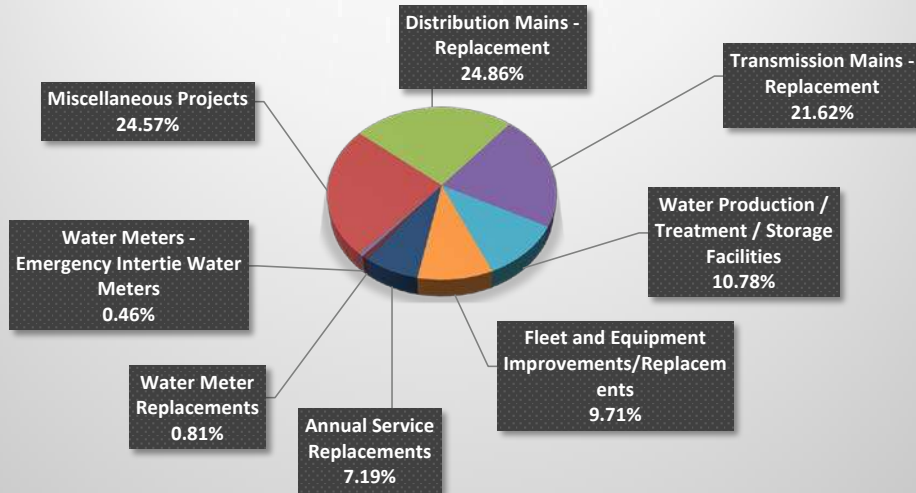
2017 Capital Improvement Budget

Citrus Heights Water District
2017 CAPITAL PROJECTS BUDGET SUMMARY

Proposed: November 15, 2016

Category	Total Project Budget	2016 Adopted Budget	2017 Proposed Budget	2016 vs 2017 Budget Variance (\$)
Annual Service Replacements	888,000	1,024,523	888,000	(136,523)
Distribution Mains - Replacement	3,071,668	1,415,179	1,250,737	908,001
Fleet and Equipment Improvements/Replacements	1,199,500	821,134	899,500	378,366
Miscellaneous Projects	3,035,688	109,500	1,626,188	1,351,188
Transmission Mains - Replacement	2,670,984	513,055	146,936	57,929
Water Meters - Emergency Intertie Water Meters	56,227	98,664	56,227	(42,437)
Water Production / Treatment / Storage Facilities	1,332,158	372,366	877,004	69,792
Water Meter Replacements	100,000	53,158	100,000	46,842
Grand Total	\$ 12,354,225	\$ 4,407,579	\$ 5,844,591	\$ 2,633,157

CHWD 2017 Capital Improvement Budget by Category



CITRUS HEIGHTS WATER DISTRICT
2017 CAPITAL PROJECTS BUDGET - SUMMARY BY PROJECT

Proposed: November 15, 2016

Project Number	Name	2016 Adopted Budget	2016 Estimated Expense	2017 Proposed Budget	2018 Projected Expense	% Complete	Total Project Budget	2016 vs 2017	
								Budget Variance (\$)	Variance (%)
2011-01	Pair Way 12" x 8" Interconnection w/ RV	52,855	-	17,656	-	0%	17,656	(35,199)	-66.60%
2012-09	Blossom Hill Way 6" x 10" Interconnection w/ RV	25,655	-	22,015	-	0%	22,015	(3,640)	-14.19%
2012-10	Crestmont Avenue 6" Interconnection w/ RV	20,155	-	16,556	-	0%	16,556	(3,599)	-17.86%
2015-02	Corporation Yard Improvements/Replacements	109,500	109,500	1,276,188	-	2%	1,385,688	1,276,188	1165.47%
2015-04	Technology Hardware and Software Improvements/Replacements	750,000	-	450,000	300,000	0%	750,000	-	0.00%
2015-31	Baird Way 12" Water Main Replacement Project	510,255	40,342	469,995	-	5%	510,336	81	0.02%
2015-32	Circuit Dr/Graham Cir - Mariposa Av to west/ Circuit Dr to Circuit Dr	513,055	-	46,936	524,048	0%	570,984	57,929	11.29%
2015-33	Highland Avenue 8" Main Replacement and Rosa Vista Avenue 8" Main Installation Project	396,672	31,577	364,910	-	10%	396,486	(186)	-0.05%
2015-37	C-Bar-C Pressure Control Station	300,000	-	300,000	550,000	0%	1,200,000	900,000	300.00%
2016-31	Wind Way 8-Inch and Longwood Way 6-Inch Water Main Replacements	323,466	-	22,004	305,154	50%	327,158	3,692	1.14%
2016-34	Auburn Blvd - Rusch Park to Placer County Line	158,252	-	8,477	157,880	0%	166,357	8,105	5.12%
2016-42	Sunrise Blvd - City of CH Sunrise Streetscape Phase 2A	50,000	-	50,000	-	0%	50,000	-	0.00%
2017-02	Annual Facilities Improvement	-	-	75,000	-	100%	75,000	75,000	100.00%
2017-03	Annual Fleet and Field Operations Equipment Improvements/Replacements	32,200	32,200	287,500	-	19%	287,500	255,300	792.86%
2017-04	Annual Technology Hardware and Software Improvements/Replacements	38,934	-	162,000	-	0%	162,000	123,066	316.09%
2017-10	Water Main Pipeline Replacements	28,465	28,465	63,000	-	100%	63,000	34,535	121.32%
2017-11	Water Valve Replacements	91,281	91,281	140,000	-	100%	140,000	48,719	53.37%
2017-12	Water Service Connections (New and Replacements)	757,685	550,000	550,000	-	73%	550,000	(207,685)	-27.41%
2017-13	Water Meter Replacements	53,158	53,158	100,000	-	100%	100,000	46,842	88.12%
2017-14	Fire Hydrants - Replacements / Upgrades / Infill / New	147,092	147,092	135,000	-	100%	135,000	(12,092)	-8.22%
2017-20	Groundwater Well Improvements	48,900	48,900	115,000	-	100%	115,000	66,100	135.17%
2017-30	24-Inch Reline - Oak Ave at C-Bar-C Park south to Arcade Creek	-	-	100,000	500,000	29%	2,100,000	-	0.00%
2017-31	Pleasant View Dr - Oak Av to Poppyfield Wy	-	-	39,101	460,130	8%	499,231	-	0.00%
2017-32	Michigan Dr - Sunrise Bl to west	-	-	18,255	231,003	7%	249,258	-	0.00%
2017-33	Operations Building Remodel	-	-	175,000	1,300,000	12%	1,475,000	-	0.00%
2017-34	Groundwater Well Property Acquisition	-	150,000	740,000	-	0%	890,000	-	0.00%
2017-40	Other City Partnership Opportunities	-	-	50,000	-	0%	50,000	-	0.00%
2017-41	Other Miscellaneous Infrastructure Projects	-	-	50,000	-	0%	50,000	-	0.00%
Totals		4,407,579	1,282,515	5,844,591	4,328,216	29.10%	12,354,225	2,633,157	59.74%

Summary	Total Budget
Prior Years Carry-Over Capital Project Total	3,209,864
Prior Years Projects Additional Cost Approval/(Savings)	2,203,372
2017 New Capital Project Total	6,940,989
2017 Capital Project Total Budget Request	9,144,361
Total CIP Budget	\$ 12,354,225

CITRUS HEIGHTS WATER DISTRICT

DISTRICT STAFF REPORT TO BOARD OF DIRECTORS NOVEMBER 15, 2016 SPECIAL MEETING

SUBJECT : 2016 WATER RATES, MISCELLANEOUS CHARGES AND FEES
 STATUS : Action Item
 REPORT DATE : November 09, 2016
 PREPARED BY : Susan K. Sohal, Accounting Supervisor
 Hilary M. Straus, Assistant General Manager

OBJECTIVE:

Conduct a Public Hearing on the proposed Water Rates and Miscellaneous Charges and Fees for 2017, and consider adopting the accompanying resolution establishing Water Rates and Miscellaneous Charges and Fees for Citrus Heights Water District for 2017.

BACKGROUND AND ANALYSIS:

This report presents the proposed Water Rates and Miscellaneous Charges and Fees for 2017, except for Capacity Fees that will be considered in a separate Public Hearing following the Public Hearing on water rates. Accompanying this report is a draft resolution adopting water rates, charges and fees for 2017.

Notice of this Public Hearing was mailed to all District property owners on September 26, 2016 as part of the required Proposition 218 notification. Notice was posted on the District's web site, and posted on the public notice board at the entrance to the District Office.

The Board conducted a budget and rate study session on August 29, 2016. At that study session, the Board considered a number of rate options and corresponding operating and capital impacts based upon an assessment of the District's Long-term financial plan (Rate Model). The Board provided additional direction to staff on September 13, 2016 to distribute a Proposition 218 Notice which included the maximum rates that the Board would consider at a public hearing on November 15, 2016.

The maximum rate adjustment to be considered by the Board on November 15th is based on a financial assessment whereby future annual increases, including the 2017 rate increase being considered by the Board on November 15th, will enable the District to plan for operational budgetary increases and complete needed Capital Improvement projects without the need to incur additional debt in the near future.

As of the date of this report, the District has received 33 written protests from property owners (Attachment 3). Directors have been provided with copies of the written protests along with their agenda packets for this Board meeting. Any additional written protests received before the time of Public Hearing will be presented to Directors at the Public Hearing.

2017 Schedule of Water Rates, Fees and Charges

A schedule comparing current 2016 rates with the proposed 2017 Water Rates, Fees and Charges to be considered by the Board accompanies this report (Attachment 2). Significant elements of the 2017 water rate schedule are as follows:

- Increases to bi-monthly service charges in 2017 for a typical single-family residential customer are \$12.86 (or \$6.43 per month) based on a monthly consumption of 20 units of water. Costs for other customer classifications and meter sizes will increase between \$5.47 and \$61.54 bi-monthly for meter sizes from 1½-inch to 4-inch, respectively.
- Consumption charges are proposed to increase from 87.35 cents to 98.71 cents per 100-cubic-foot-unit of water (748 gallons); a net increase of 11.36 cents per 100-cubic-foot-unit of water.
- Other charges such as Wheeling Water Charges, Construction Meters, and Fire Sprinkler Charges are proposed to increase consistent with the overall rate increase.
- Adjustments to other charges and fees are based on staff analysis of the staff time, equipment, materials and other costs involved in providing the specified services.

Capacity Charges are included on the schedule, but will be considered in a separate Public Hearing at this Board Meeting. The Capacity Charges for new connections to the District have been recalculated in accordance with District policy.

The following additional information accompanies this report:

- A copy of the District's Public Hearing Notice of projected water rate increases required by Proposition 218 (Attachment 4).

RECOMMENDATION:

1. Conduct the Public Hearing on the proposed Water Rates and Miscellaneous Charges and Fees for 2017; and
2. Adopt Resolution No. 32-2016 Establishing Water Rates and Miscellaneous Charges and Fees for Citrus Heights Water District for 2017 (Attachment 1).

ACTION:

Moved by Director _____, Seconded by Director _____, Carried _____

Attachment 1

Resolution 32-2016, Water Rates, Miscellaneous Charges and Fees

CITRUS HEIGHTS WATER DISTRICT
RESOLUTION NO. 32-2016

RESOLUTION ADOPTING
WATER RATES AND MISCELLANEOUS CHARGES AND FEES FOR
CITRUS HEIGHTS WATER DISTRICT FOR 2017

WHEREAS, upon motion duly moved, seconded, and carried, the following water rates and miscellaneous charges and fees were adopted for the fiscal year 2017:

<u>Type of Charge</u>	<u>Applied Basis or Frequency</u>	2017 Adopted
<u>Charges for Metered Rate Customer Accounts</u>		
<i>Service Charge, Domestic, Commercial & Irrigation Meters</i>		
¾-inch meter	bi-monthly, per meter	\$47.52
1-inch meter	bi-monthly, per meter	\$72.30
1½-inch meter	bi-monthly, per meter	\$88.82
2-inch meter	bi-monthly, per meter	\$171.41
3-inch meter	bi-monthly, per meter	\$270.54
4-inch meter	bi-monthly, per meter	\$534.89
<i>Service Charge, Combination Meters</i>		
Low flow bypass meter	bi-monthly, per meter	\$0.00
4-inch meter	bi-monthly, per meter	\$171.41
6-inch meter	bi-monthly, per meter	\$270.54
8-inch meter	bi-monthly, per meter	\$534.89
10-inch meter	bi-monthly, per meter	\$1,303.08
<u>Public Agencies with Mutual Assistance Agreements</u> <u>(SJUSD, SRPD, SCD) (Multiplier = 0.50)</u>		
<i>Service Charge, Domestic, Commercial & Irrigation Meters</i>		
¾-inch meter	bi-monthly, per meter	\$23.75
1-inch meter	bi-monthly, per meter	\$36.15
1½-inch meter	bi-monthly, per meter	\$44.41
2-inch meter	bi-monthly, per meter	\$85.70
3-inch meter	bi-monthly, per meter	\$135.27
4-inch meter	bi-monthly, per meter	\$267.44
<i>Service Charge, Combination Meters</i>		
Low flow bypass meter	bi-monthly, per meter	\$0.00
4-inch meter	bi-monthly, per meter	\$85.70
6-inch meter	bi-monthly, per meter	\$135.27
8-inch meter	bi-monthly, per meter	\$267.44
10-inch meter	bi-monthly, per meter	\$651.54
<u>Other Service Charges</u>		
<i>Service Charge, Construction Meters</i>		
2½-inch and 3-inch meters	bi-monthly, per meter	\$270.54

Type of Charge	Applied Basis or Frequency	2017 Adopted
<i>Service Charge, North Ridge Country Club Meter</i>		
<i>(multiplier = 3.00, not annexed)</i>	bi-monthly, per meter	\$216.89
<i>Service Charge, Mount Vernon Memorial Park</i>		
<i>(multiplier = 2.31, based upon property annexed)</i>		
Low flow bypass meter	bi-monthly, per meter	\$0.00
8-inch Combination meter	bi-monthly, per meter	\$1,235.58
<hr/>		
<u><i>Usage Charges for Water Consumed</i></u>	<i>1 unit = 100 cubic feet = 748 gallons</i>	
<i>Domestic, Commercial, Irrigation, Combination</i>		
All meter sizes	per unit	\$0.9871
<i>Construction Meters</i>	per unit, for all units bi-monthly	\$2.9600
<i>North Ridge Country Club Meter</i>	per unit, for all units bi-monthly	\$2.9600
<i>Mount Vernon Memorial Park (2.31 multiplier)</i>	per unit, for all units bi-monthly	\$2.2800
<i>Unannexed property (surplus water only)</i>	multiplier times annexed rate, applied to service charge and commodity charge	
<hr/>		
Wheeling Water Charge		
<i>(unless otherwise adopted by mutual aid agreement)</i>		
	per acre-foot to Cal-American WC	\$56.20
	per acre-foot to Carmichael WD	\$56.20
	per acre-foot to Fair Oaks WD	\$56.20
	per acre-foot to Orangevale WD	\$3.83
	per acre-foot to City of Roseville	\$56.20
	per acre-foot to Sac. Suburban WD	\$56.20
	per acre-foot to San Juan WD	\$3.83
<hr/>		
Commercial Fire Sprinkler Service Charges		
4-inch and smaller	per service, bimonthly	\$75.52
6-inch	per service, bimonthly	\$97.96
6-inch; one-half shared	per service, bimonthly	\$48.98
6-inch; one-third shared	per service, bimonthly	\$32.65
8-inch	per service, bimonthly	\$119.31
8-inch; one-half shared	per service, bimonthly	\$59.65

Type of Charge	Applied Basis or Frequency	2017 Adopted
10-inch	per service, bimonthly	\$160.82
12-inch	per service, bimonthly	\$213.07
Construction Water Charges		
Construction Water Charges	minimum charge	\$220.11
Schedule A - Projects	per lot	\$151.35
Schedule B - Trenches, Excavations & Grading	per 100 cubic yards	\$40.87
Schedule C - Tank Trucks	per 1,000 gallons	\$6.78
Schedule D - Metered Use	meter rate	-----
Schedule E - Non-Profit	per day	\$45.98
Plan Check Charges		
Plan Check Charges	minimum charge + per connection	\$975.00
	per connection	\$21.24
Easement/Quitclaim	per easement/quitclaim	\$649.00
Inspection Charges		
Minimum	min. + per connect. + per main tie-in	\$1,007.00
Plus per connection	per connection	\$185.32
Plus per main tie-in	per main tie-in	\$1,001.00
AC pipe disposal charge	per foot, 4 feet minimum (\$200 min.)	\$52.00
Hydrostatic pressure test	each	\$273.00
Backflow Prevention Assembly Testing Charge for New Development		
Backflow Prevention Assembly Testing Charge for New Development	per assembly	\$80.00
Bacteriological water test sampling	minimum	\$302.00
Additional Bacteriological water sample	additional samples after minimum	\$75.00
Chlorination & Flushing	per project	\$183.00
Weekend/After Hours	per hour (4 hr. minimum)	\$124.00
Holiday	per hour (4 hr. minimum)	\$157.00
<u>Water Service Installation Charges</u>		
¾-inch services w/meter	per service	\$4,092.00
1-inch service w/meter	per service	\$4,219.00
1¼-inch & larger service w/meter	actual cost, with minimum charge	\$4,265.00
Service abandonments/relocations	actual cost	
Meter set charge:		
⅝ inch x ¾ inch	per meter	\$416.00
¾ inch	per meter	\$471.00
1 inch	per meter	\$576.00
1½ inch	per meter	\$810.00
2 inch	per meter	\$958.00
>2 inch	actual cost	
Backflow prevention assembly installation charge		
¾ inch	each	\$3,036.00
1 inch	each	\$3,230.00

Type of Charge	Applied Basis or Frequency	2017 Adopted
1½ inch	each	\$3,750.00
2 inch	each	\$3,980.00
>2 inch	actual cost	

Other Charges and Fees

Inclusion / Annexation Fee	per gross acre, ½ acre or greater	\$1,486.00
	minimum to ½ acre	\$743.00
Agenda-By-Mail Charge (e-mail delivery free)	per packet	\$24.00
Agenda-By-Mail Charge (e-mail delivery free)	per year	\$183.00
Standby Service Charge	per hour, 1 hour minimum	\$96.00
Returned Check Fee	per check	\$26.00
Late Payment Penalty	5% of overdue account balance	\$0.05
Turn-off Notice Service Charge	per occurrence	\$23.00
<u>Missed Appointment/No-Show Fee</u>	<u>per occurrence</u>	<u>\$49.00</u>
Disconnect / Reconnect Service Charge	per occurrence	\$98.00
Meter Re-Read / Maintenance Charge	per occurrence	\$41.00
Customer Account Deposit	per account	\$225.00
Construction Meter Deposit	per meter	\$1,770.00
Copy Charge	per page	\$0.10
Backflow Prevention Assembly Testing Charge	per assembly bimonthly	\$12.50
Backflow Prevention Assembly Re-testing Charge	per test	\$78.00
Fire Flow Certification Letter	per letter	\$23.00
Fire Flow Modeling	per modeling	\$333.00
Fire Flow Modeling & Certification Letter	per modeling plus letter	\$355.00
Tamper Charge	per occurrence	\$98.00
Water Conservation Violation Charge (1)	first occurrence	\$50.00
Water Conservation Violation Charge (2)	second occurrence	\$75.00
Water Conservation Violation Charge (3)	third occurrence	\$100.00

PASSED AND ADOPTED by the Board of Directors of the CITRUS HEIGHTS WATER DISTRICT, this 17th day of November 2015, by the following vote, to-wit:

AYES: Directors: Dains, Sheehan, Riehle
NOES: Directors: None
ABSTAIN: Directors: None
ABSENT: Directors: None

S E A L

ALLEN B. DAINS, President
Board of Directors
Citrus Heights Water District

ATTEST:

HILARY M. STRAUS, Secretary

Attachment 2

2017 Water Rates, Miscellaneous Charges and Fees

CITRUS HEIGHTS WATER DISTRICT
 2017 Proposed WATER RATES, FEES AND CHARGES
 Proposed Rate Options-- November 15, 2016

Type of Charge	Applied Basis or Frequency	2016	2017	\$ Change
		Adopted	Proposed	
Charges for Metered Rate Customer Accounts				
<i>Service Charge, Domestic, Commercial & Irrigation Meters</i>				
¾-inch meter	bi-monthly, per meter	\$42.05	\$47.52	\$5.47
1-inch meter	bi-monthly, per meter	\$63.98	\$72.30	\$8.32
1½-inch meter	bi-monthly, per meter	\$78.60	\$88.82	\$10.22
2-inch meter	bi-monthly, per meter	\$151.69	\$171.41	\$19.72
3-inch meter	bi-monthly, per meter	\$239.42	\$270.54	\$31.12
4-inch meter	bi-monthly, per meter	\$473.35	\$534.89	\$61.54
<i>Service Charge, Combination Meters</i>				
Low flow bypass meter	bi-monthly, per meter	\$0.00	\$0.00	\$0.00
4-inch meter	bi-monthly, per meter	\$151.69	\$171.41	\$19.72
6-inch meter	bi-monthly, per meter	\$239.42	\$270.54	\$31.12
8-inch meter	bi-monthly, per meter	\$473.35	\$534.89	\$61.54
10-inch meter	bi-monthly, per meter	\$1,153.17	\$1,303.08	\$149.91
Public Agencies with Mutual Assistance Agreements				
(SJUSD, SRPD, SCD) (Multiplier = 0.50)				
<i>Service Charge, Domestic, Commercial & Irrigation Meters</i>				
¾-inch meter	bi-monthly, per meter	\$21.02	\$23.75	\$2.73
1-inch meter	bi-monthly, per meter	\$31.99	\$36.15	\$4.16
1½-inch meter	bi-monthly, per meter	\$39.30	\$44.41	\$5.11
2-inch meter	bi-monthly, per meter	\$75.84	\$85.70	\$9.86
3-inch meter	bi-monthly, per meter	\$119.71	\$135.27	\$15.56
4-inch meter	bi-monthly, per meter	\$236.67	\$267.44	\$30.77
<i>Service Charge, Combination Meters</i>				
Low flow bypass meter	bi-monthly, per meter	\$0.00	\$0.00	\$0.00
4-inch meter	bi-monthly, per meter	\$75.84	\$85.70	\$9.86
6-inch meter	bi-monthly, per meter	\$119.71	\$135.27	\$15.56
8-inch meter	bi-monthly, per meter	\$236.67	\$267.44	\$30.77
10-inch meter	bi-monthly, per meter	\$576.58	\$651.54	\$74.96
Other Service Charges				
<i>Service Charge, Construction Meters</i>				
2½-inch and 3-inch meters	bi-monthly, per meter	\$239.42	\$270.54	\$31.12
<i>Service Charge, North Ridge Country Club Meter</i> (multiplier = 3.00, not annexed)				
	bi-monthly, per meter	\$191.94	\$216.89	\$24.95
<i>Service Charge, Mount Vernon Memorial Park</i> (multiplier = 2.31, based upon property annexed)				
Low flow bypass meter	bi-monthly, per meter	\$0.00	\$0.00	\$0.00
8-inch Combination meter	bi-monthly, per meter	\$1,093.43	\$1,235.58	\$142.15
Usage Charges for Water Consumed				
<i>Domestic, Commercial, Irrigation, Combination</i>				
All meter sizes	per unit	\$0.8735	\$0.9871	\$0.1136
<i>Construction Meters</i>				
	per unit, for all units bi-monthly	\$2.6205	\$2.9600	\$0.3395
<i>North Ridge Country Club Meter</i>				
	per unit, for all units bi-monthly	\$2.6205	\$2.9600	\$0.3395
<i>Mount Vernon Memorial Park (2.31 multiplier)</i>				
	per unit, for all units bi-monthly	\$2.0177	\$2.2800	\$0.2623
<i>Unannexed property (surplus water only)</i>				
	multiplier times annexed rate, applied to service charge and commodity charge	3		

CITRUS HEIGHTS WATER DISTRICT
2017 Proposed WATER RATES, FEES AND CHARGES
Proposed Rate Options-- November 15, 2016

Type of Charge	Applied Basis or Frequency	2016	2017	\$ Change
		Adopted	Proposed	
Wheeling Water Charge				
(unless otherwise adopted by mutual aid agreement)				
	per acre-foot to Cal-American WC	\$49.30	\$56.20	\$6.90
	per acre-foot to Carmichael WD	\$49.30	\$56.20	\$6.90
	per acre-foot to Fair Oaks WD	\$49.30	\$56.20	\$6.90
	per acre-foot to Orangevale WD	\$3.36	\$3.83	\$0.47
	per acre-foot to City of Roseville	\$49.30	\$56.20	\$6.90
	per acre-foot to Sac. Suburban WD	\$49.30	\$56.20	\$6.90
	per acre-foot to San Juan WD	\$3.36	\$3.83	\$0.47
Commercial Fire Sprinkler Service Charges				
4-inch and smaller	per service, bimonthly	\$66.83	\$75.52	\$8.69
6-inch	per service, bimonthly	\$86.69	\$97.96	\$11.27
6-inch; one-half shared	per service, bimonthly	\$43.34	\$48.98	\$5.64
6-inch; one-third shared	per service, bimonthly	\$28.88	\$32.65	\$3.77
8-inch	per service, bimonthly	\$105.58	\$119.31	\$13.73
8-inch; one-half shared	per service, bimonthly	\$52.79	\$59.65	\$6.86
10-inch	per service, bimonthly	\$142.32	\$160.82	\$18.50
12-inch	per service, bimonthly	\$188.56	\$213.07	\$24.51
Construction Water Charges				
	minimum charge	\$194.79	\$220.11	\$25.32
Schedule A - Projects	per lot	\$133.94	\$151.35	\$17.41
Schedule B - Trenches, Excavations & Grading	per 100 cubic yards	\$36.17	\$40.87	\$4.70
Schedule C - Tank Trucks	per 1,000 gallons	\$6.00	\$6.78	\$0.78
Schedule D - Metered Use	meter rate	-----	-----	
Schedule E - Non-Profit	per day	\$40.69	\$45.98	\$5.29
Plan Check Charges				
	minimum charge + per connection	\$928.00	\$975.00	\$47.00
	per connection	\$18.80	\$21.24	\$2.44
Easement/Quitclaim	per easement/quitclaim	\$626.00	\$649.00	\$23.00
Inspection Charges				
Minimum	min. + per connect. + per main tie-in	\$973.00	\$1,007.00	\$34.00
Plus per connection	per connection	\$164.00	\$185.32	\$21.32
Plus per main tie-in	per main tie-in	\$1,019.00	\$1,001.00	(\$18.00)
AC pipe disposal charge	per foot, 4 feet minimum (\$200 min.	\$50.00	\$52.00	\$2.00
Hydrostatic pressure test	each	\$278.00	\$273.00	(\$5.00)
Backflow Prevention Assembly Testing Charge for New Development				
	per assembly	\$83.00	\$80.00	(\$3.00)
Bacteriological water test sampling	minimum	\$308.00	\$302.00	(\$6.00)
Additional Bacteriological water sample	additional samples after minimum	\$77.00	\$75.00	(\$2.00)
Chlorination & Flushing	per project	\$185.00	\$183.00	(\$2.00)
Weekend/After Hours	per hour (4 hr. minimum)	\$124.00	\$124.00	\$0.00
Holiday	per hour (4 hr. minimum)	\$155.00	\$157.00	\$2.00
Water Service Installation Charges				
¾-inch services w/meter	per service	\$4,138.00	\$4,092.00	(\$46.00)
1-inch service w/meter	per service	\$4,265.00	\$4,219.00	(\$46.00)
1¼-inch & larger service w/meter	actual cost, with minimum charge	\$4,265.00	\$4,265.00	\$0.00
Service abandonments/relocations				
Meter set charge:				
¾ inch x ¾ inch	per meter	\$414.00	\$416.00	\$2.00
¾ inch	per meter	\$469.00	\$471.00	\$2.00
1 inch	per meter	\$574.00	\$576.00	\$2.00
1½ inch	per meter	\$808.00	\$810.00	\$2.00
2 inch	per meter	\$956.00	\$958.00	\$2.00
>2 inch	actual cost			
Backflow prevention assembly installation charge				
¾ inch	each	\$3,088.00	\$3,036.00	(\$52.00)
1 inch	each	\$3,281.00	\$3,230.00	(\$51.00)
1½ inch	each	\$3,802.00	\$3,750.00	(\$52.00)
2 inch	each	\$4,031.00	\$3,980.00	(\$51.00)
>2 inch	actual cost			

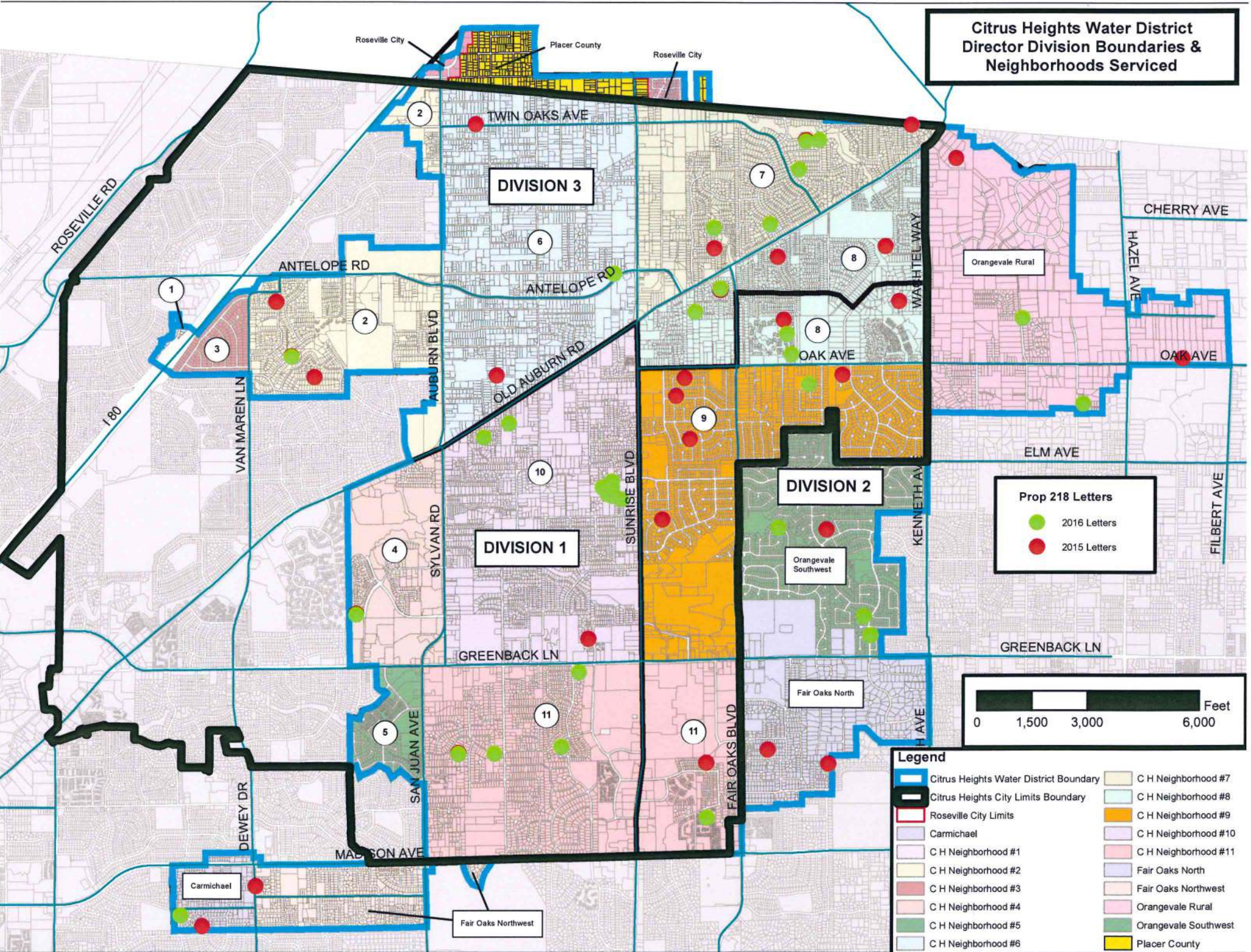
CITRUS HEIGHTS WATER DISTRICT
2017 Proposed WATER RATES, FEES AND CHARGES
Proposed Rate Options-- November 15, 2016

Type of Charge	Applied Basis or Frequency	2016	2017	\$ Change
		Adopted	Proposed	
Capacity Fees				
Residential- Multi-Family:				
Townhomes/Condos/Duplexes w/¾-inch max.	per service + non-residential uses	\$4,177.00	\$4,343.00	\$166.00
Townhomes/Condos/Duplexes w/1-inch max.				
Fire Sprinklers w/1-inch max.	per service + non-residential uses	\$6,683.00	\$6,948.00	\$265.00
Residential- Single Family:				
0 - 2.499 acres with 1-inch max.	per service	\$6,683.00	\$6,948.00	\$265.00
2.500 - 4.999 acres with 1¼-inch max.	per service	\$7,518.00	\$7,817.00	\$299.00
5.00 - 7.500 acres with 1½-inch max.	per service	\$8,354.00	\$8,685.00	\$331.00
Over 7.500 acres with 2-inch max.	per service	\$16,708.00	\$17,370.00	\$662.00
Nonresidential Users:				
Based on service size, including, but not limited to, commercial, industrial, irrigation, commercial swimming pools, and clubhouse applications:				
¾ inch	per service	\$2,506.00	\$2,606.00	\$100.00
¾ inch	per service	\$4,177.00	\$4,343.00	\$166.00
1 inch	per service	\$6,683.00	\$6,948.00	\$265.00
1¼ inch	per service	\$7,518.00	\$7,817.00	\$299.00
1½ inch	per service	\$8,354.00	\$8,685.00	\$331.00
2 inch	per service	\$16,708.00	\$17,370.00	\$662.00
3 inch	per service	\$26,732.00	\$27,792.00	\$1,060.00
4 inch	per service	\$53,464.00	\$55,584.00	\$2,120.00
6 inch	per service	\$208,844.00	\$217,125.00	\$8,281.00
8 inch	per service	\$400,980.00	\$416,880.00	\$15,900.00
10 inch	per service	\$634,885.00	\$660,060.00	\$25,175.00
12 inch	per service	\$835,375.00	\$868,500.00	\$33,125.00
Other Charges and Fees				
Inclusion / Annexation Fee	per gross acre, ½ acre or greater	\$2,223.00	\$1,486.00	(\$737.00)
	minimum to ½ acre	\$1,111.50	\$743.00	(\$368.50)
Agenda-By-Mail Charge (e-mail delivery free)	per packet	\$30.00	\$24.00	(\$6.00)
Agenda-By-Mail Charge (e-mail delivery free)	per year	\$371.00	\$183.00	(\$188.00)
Standby Service Charge	per hour, 1 hour minimum	\$97.00	\$96.00	(\$1.00)
Returned Check Fee	per check	\$25.00	\$26.00	\$1.00
Late Payment Penalty	5% of overdue account balance	5.00%	\$0.05	\$0.00
Turn-off Notice Service Charge	per occurrence	\$22.00	\$23.00	\$1.00
<u>Missed Appointment/No-Show Fee</u>	<u>per occurrence</u>	<u>\$0.00</u>	<u>\$49.00</u>	<u>NEW</u>
Disconnect / Reconnect Service Charge	per occurrence	\$100.00	\$98.00	(\$2.00)
Meter Re-Read / Maintenance Charge	per occurrence	\$39.00	\$41.00	\$2.00
Customer Account Deposit	per account	\$200.00	\$225.00	\$25.00
Construction Meter Deposit	per meter	\$1,769.00	\$1,770.00	\$1.00
Copy Charge	per page	\$0.10	\$0.10	\$0.00
Backflow Prevention Assembly Testing Charge	per assembly bimonthly	\$12.50	\$12.50	\$0.00
Backflow Prevention Assembly Re-testing Charge	per test	\$80.00	\$78.00	(\$2.00)
Fire Flow Certification Letter	per letter	\$22.00	\$23.00	\$1.00
Fire Flow Modeling	per modeling	\$333.00	\$333.00	\$0.00
Fire Flow Modeling & Certification Letter	per modeling plus letter	\$355.00	\$355.00	\$0.00
Tamper Charge	per occurrence	\$100.00	\$98.00	(\$2.00)
Water Conservation Violation Charge (1)	first occurrence	\$50.00	\$50.00	\$0.00
Water Conservation Violation Charge (2)	second occurrence	\$75.00	\$75.00	\$0.00
Water Conservation Violation Charge (3)	third occurrence	\$100.00	\$100.00	\$0.00

Attachment 3


2017 Protest Letters Received as of November 09, 2016

Citrus Heights Water District Director Division Boundaries & Neighborhoods Served



Prop 218 Letters

- 2016 Letters
- 2015 Letters



Legend	
	Citrus Heights Water District Boundary
	Citrus Heights City Limits Boundary
	Roseville City Limits
	Carmichael
	C H Neighborhood #1
	C H Neighborhood #2
	C H Neighborhood #3
	C H Neighborhood #4
	C H Neighborhood #5
	C H Neighborhood #6
	C H Neighborhood #7
	C H Neighborhood #8
	C H Neighborhood #9
	C H Neighborhood #10
	C H Neighborhood #11
	Fair Oaks North
	Fair Oaks Northwest
	Orangevale Rural
	Orangevale Southwest
	Placer County

11/06/16

District Secretary
Citrus Heights Water District
P.O. Box 286
Citrus Heights, CA 95611-0286

Dear District Secretary:

I am writing to protest the adoption of yet another rate increase in our residential water prices.

Since I moved here in 2003, my water rates have more than tripled thanks to metered water. When I moved here, my water bill was about \$100.00, by-yearly. Then after the meters were put in it was around \$58.00 per bill. Now my bill is about \$68.00 every time I am billed. When I called about it, they told me that was about standard.

My last bill was \$91.00, due to a slow water leak beneath the concrete. It took me a long time to find it. I paid that and had the leak fixed, so I expect my next bill to be much less.

I am 70 years old, single and on a fixed income. It is hard for me to make ends meet and do anything extra for myself. Plus, I am not showering excessively, or washing clothes excessively. I have a smart washer, dryer and dishwasher.

I realize it takes money for upgraded pipes and that we do not have our own water, but must purchase it from another company. However, I believe it is getting out of control, even for a drought year.

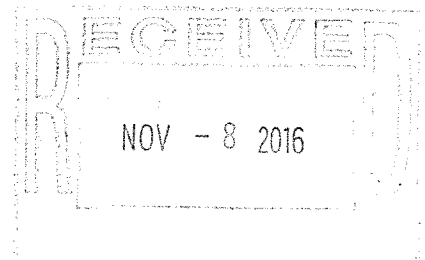
Many of us do not have the finances to pay for our yards to be switched from lawn to drought resistant plants on a drip system. I have been careful to water only on my watering days.

Once again, I respectfully request that the water rates for Citrus Heights not be increased at this time.

Best Regards

Connie Hardison

Connie Hardison
8259 Canyon Oak Drive.
Citrus Heights, CA 95610



07629
~~07629~~



Richard & Kelly Murphy
 7056 Watson Way
 Citrus Heights, CA 95610-2331

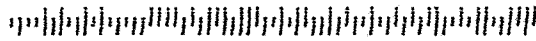
SACRAMENTO
 CA 957
 03 OCT '16
 PM 7 1

FOREVER
 C29760302 10 105




*District Secretary
 Citrus Hghts Water District
 P.O. 286
 Cit Hghts CA 95611-0286*

OCT - 4 2016



I Richard W. Murphy, Property
OWNER of 7856 WATSON WAY
CITRUS HTS. CA. 95610,
Protest the rate increase
of water RATE INCREASE.

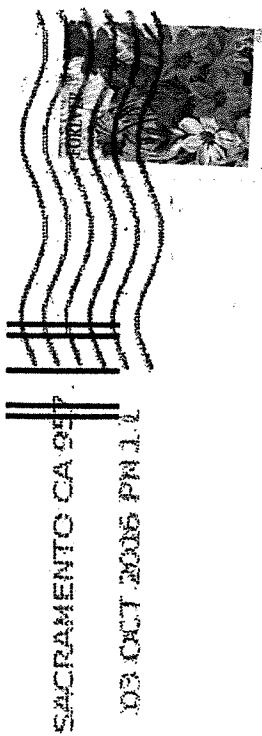
The water customers
HAVE TO budget their
income, (so do you)

Richard W. Murphy


OCT - 4 2016

88250


Agnes Willis
7219 Linda Vista Dr
Citrus Hts, CA 95610



OCT - 4 2016



95611-028688



10-1-2016

District SECRETARY!

REG: REGARD WATER INCREASE

ARE YOU SERIOUS!!!

I REALLY DON'T MIND PAYING FOR THE WATER
I USE

EXAMPLE

12-2015 TO FEB 2016	- 3 UNITS	\$2.73
2-2016 TO MARCH 31-16	- 3 UNITS	\$2.62
3-2016 TO 5-2016	- 13 UNITS	\$11.36
5-2016 TO 8-20-16	- 12 UNITS	\$10.48

BUT WHEN I HAVE TO PAY \$63.98 BEFORE
USING 1 DROP OF WATER IS OUTRAGIOUS
HERE FOR I VOTE DEFINELY NO! NO! NO!

ON ANY WATER HIKE

AGNES WILLIS

7219 ZINDA VIST DR.

CITRUS HEIGHT CA. - 95610

ACCT# 08598-0028245

METER# 49658899

SINCERELY -

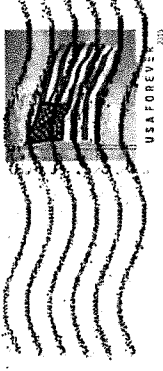
Agnes Willis

OCT - 4 2016

Proud Sponsor of The Humane Society of the United States




Ms. Susan Bracht
7548 Hickory Ave
Orangevale CA 95662



*Citrus Heights Water District
P. O. Box 286
Citrus Heights, Ca*

OCT - 4 2016

95611-0286



95611-028686

(District Secretary)

Oct 3-2016

We reject the new increase


Ronald R. + Susan Brachtll
7548 Hickory Ave
Orangetvale, Ca 95662-2308

Parcel No 224-0251-025-0000

Susan K. Brachtll

: Ronald R Brachtll



OCT -4 2016



Mr John Gould
8312 Applewood Ct
Orangevale, CA 95662

SACRAMENTO, CA 9567

03 OCT 2016 PM 4 L



OCT - 4 2016

District Secretary
Citrus Heights Water District
P.O. Box 286
Citrus Heights, CA 95611-0286



Re: Parcel # 261-011-014-0000

October 3rd 2016

C.H.W.D.
P.O. Box 286
Citrus Heights, CA 95611-0286

District Secretary:

We are formally protesting
the most recent rate increase.
We feel our water bill is too
high presently and to have
it increased will burden us
greatly as all utilities and
commodities are constantly rising!


John and Tina Gould

John Gould
Tina Gould

Address: 8312 Applewood Ct
Orangevale, CA 95662

Ruth N. Jeter
8813 Mavis Ave.
Orangevale, CA 95662-2430


ORANGEVILLE CA 957
05 OCT 2016 PM 3 1



OCT - 6 2016

District Secretary
Citrus Heights Water District
P.O. 286
Citrus Heights, CA 95611-0286

95611-028686



Oct. 5, 2016

District Secretary
Citrus Heights Water District
P.O. 286
Citrus Heights, CA 95611-0286

Dear Secretary,

Please do not increase the rate of water, its
too expensive already.

I'm somewhat handicapped and elderly, so
attending you meeting is difficult. Raising the rate
is like elderly abuse, please don't do it.

Sincerely

Ruth N. Jeter

8813 Maris Ave,
Orangenole, CA 95662-2430

OCT - 6 2016

09081

DISTRICT Secretary

CITRUS HEIGHTS WATER DISTRICT

Nancy Lemman
5821 Primrose Dr
Citrus Heights, Ca 95610

District Secretary
Citrus Heights Water District
PO Box 286
Citrus Heights, CA 95611-0286

RE: Protest the proposed rate increase


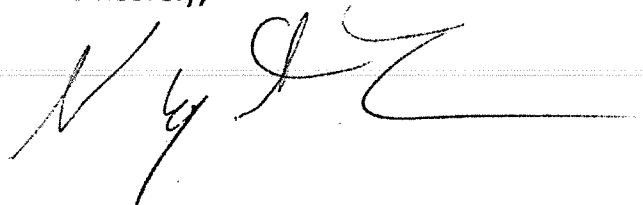
I object to the proposed rate increase for many reasons, but mainly because you have increased our rates because of the drought and you were not receiving enough money to make the general obligations of the Water Company since we were required to cut back our water use and we have been paying it. Your reason for the rate increase is the same reasons you use every time you ask for an increase, infrastructure, new water source & replacement meters.

Now you want even more revenue when we are allowed to use a little more water, which will increase your revenue.

You compare us to the Regional Average, well that is what all water companies do to increase their revenue and drive up the rates. Our costs have nothing to do with other companies.

This is another 13% increase of our base rates. I vote "NO" on this increase.

Sincerely,




6389 Aspen Ranch Ct.
Citrus Heights, CA
95621

OCT 10 2016

95611-028686

SACRAMENTO CA 957
07 OCT 2016 PM 2 L



District Secretary
Citrus Heights Astor District

P.O. 286

Citrus Heights CA
95621-0286

LID# 18467

6389 Aspen Ranch Ct.
Citrus Heights, CA
95621

Oct 7, 2016.

Citrus Heights Water District

Re: Rate Increases to Service Charges

I oppose the proposed rate increase on bi-monthly service charges.

Every few years, you raise the service charge. Since I purchased my house 18 years ago, your service charge has increased 43% — that's unacceptable!
(from \$50 to \$72.30) — $\$22.30 \times 6 = \133.8
per year (increase).

You should have a discount for low income persons, who are trying to maintain a home on increased water rates. Every other utility gives a low income discount. Why don't you?

The service charge should be reduced. Costs of doing business should be reflected in water usage rates. You should have the service charges attached to water usage. You use more, you pay more.


Now, if you use little or no water you will still have to pay \$72.30 service charge. My last bill was \$72.72 (\$63.98 service charge and only \$8.74 (10 units) for water usage).

Please do not raise the Service Charge.

Regards

Beryl Turner-Weeks

(916) 726-5354




18467

8032 Great Park
Citrus Heights Ca.
95610


OCT 10 2016

SAN JOAQUIN COUNTY CA SENT
06 OCT 2016 PM 9 L



District Secretary
Citrus Heights Water District
PO Box 286
Citrus Heights Ca. 95611

95611-028666




OCT 5, 2018


To Whom it May Concern
AS the Property Owner
at 8032 Glen Park Ave
Citrus Heights Ca
95610

I PROTEST The
Proposed Rate Increase

Shan Van Vleet Sures





Leanne Gardner
7548 Farmgate Way
Citrus Heights, CA 95610-6546

SACRAMENTO CA 957
07 OCT 2016 PM 6 L


OCT 10 2016

*District Secretary
Citrus Heights Water District
P.O. Box 286
Citrus Heights, CA 95611-0286*

95611-028686 

Leanne Gardner

7548 Farmgate Way

Citrus Heights, Ca. 95610

November 1, 2016

I am protesting the rate increase for the following reasons.

1. We have a penalty rate increase already in place that should be removed since we have water now.


2. It is the responsibility of the water department to plan and save for future repairs. This is a given that they will need it and monies should be put into an account for this very purpose. Poor planning on your part should not translate into an rate increase to us. This should be on the water department. We depend on you to manage the monies responsibly.

I was in an HOA and from the beginning we had money going into separate accounts for road repair, sewer repair and water management. Knowing the even though all this was brand new, it would need repairs or replacement in the future.

3. Folsom Lake should have been dredged to increase water storage when it was so low. Nothing is being done to increase our water supply in respect to the growing population. This is the responsibility of all Water districts and the California water department. It is time to stop thinking that the public has unlimited pockets.


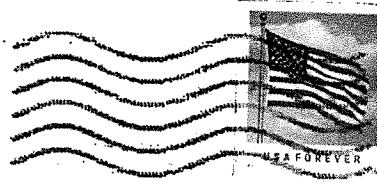
Sincerely,

Leanne Gardner
Leanne Gardner



SACRAMENTO CA 957

12 OCT 2016 PM 6 L



District Secretary
C.H. Water District
PO Box 286

95611-028686

Citrus Heights, CA 95611-0286

Date: 10-11-16

To District Secretary

Citrus Heights Water District

P.O. Box 286

Citrus Heights CA 95611-0286

Proposed Rate Increase

We, Ben: Bonnie Bellotti,

(Property Owners)

at 7784 Locher Way CH. CA 95610

(Address)


parcel number 211-0770-049-0000

are writing to you as we are **PROTESTING**; We do not want the rate increase, the Citrus Heights Water District proposed rate increase.

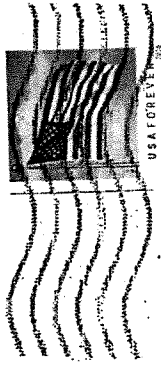
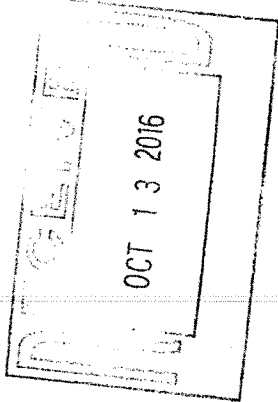
Ben Bellotti

[Signature]

Signatures of owners at above residence.



J. R. Hopkins II
2515 Quail Vista Drive
Citrus Heights, CA 95610




SACRAMENTO CA 95610

11 OCT 2016 PM 8 L

District Secretary
Citrus Heights Water District
P.O. Box 236
Citrus Heights, Calif. 95611-0236

95611-023686




October 7, 2016


To: District Secretary
Citrus Heights Water District
P.O. Box 286
Citrus Heights, California 95611-0286


I am writing to protest the proposed rate increase for the Citrus Heights Water District. Please count my vote as a no!

I am the owner/resident of the property located at 7515 Quail Vista Lane, Citrus Heights, California 95610. Parcel #224-0930-021-0000.



James Robert Hopkins II / Owner Resident


Sharon E. Horn - Owner/Non-Resident






PREPAID
OCT 13 2016



SAN FRANCISCO, CA 94111
11 OCT 2016 PM 3:1

District Secretary
Citrus Heights Water District
P.O. Box 356
Citrus Heights, Calif. 95610-0286

95611-028666



October 7, 2016


To: District Secretary
Citrus Heights Water District
P.O. Box 286
Citrus Heights, California 95611-0286

I am writing to protest the proposed rate increase for the Citrus Heights Water District. Please count my vote as a no!

I am the owner/resident of the property located at 8214 Fox Meadow Place, Citrus Heights, California 95610. Parcel #224-0730-018-0000.




Sharon E. Horn / Owner Resident



James R. Hopkins II / Owner/Non-Resident



Leslie D. Horn / Deceased - copy of certificate of death enclosed



Michael and Janet Dokey
5280 Heritage Drive
Carmichael CA 95608


SACRAMENTO CA 957

11 OCT 2015 PM 11



District Secretary
Citrus Heights Water District
P.O. Box 286
Citrus Heights, CA 95611-0286

95611-028686



October 9, 2016

District Secretary
Citrus Heights Water District
P.O. Box 286
Citrus Heights, CA 95611-0286

Dear Sirs,

I, Michael Dokey, the property owner of parcel number 236-0302-003-0000 at 5280 Heritage Drive, Carmichael, CA 95608, do protest the proposed water rate increase for 2017. Being on a fixed income continuous increases in water rates jeopardizes my ability to remain in my home. I have greatly reduced my water consumption over the past 5 years only to have my conservation efforts thwarted by your rate increases.

Sincerely,



Michael Dokey

RECEIVED

OCT 13 2016

10140

Hartelle Gius
6800 Thunderhead Circle
Orangevale, CA 95662



DISTRICT SECRETARY

C.H.W.D.

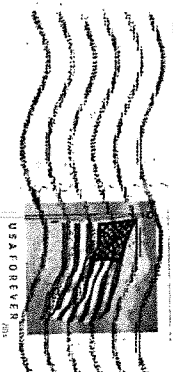
P.O. Box 286

Citrus Heights, Ca


95611-0286

SACRAMENTO CA 957

11 OCT 2016 PM 8 L



95611-028686




10-11-2016

C. H. W. D.

My name is Harriette Gius.
I've lived at 6800 Thunderhead
Circle in Orangevale ~~at~~ for 40 yrs
in Oct of 2017. I am in protest
of the water increase due to
the outrageous amount you
charge us for just getting the water
to our house. When we use \$35 ish
in water use & you charged \$63.98
just to get the water to the house,
that's absurd! Take some of that
\$63.98 you charge all of us &
use that for your improvements.

We've conserved our
water use so well, this is
what we get? This is not fair!!



Sincerely,
Harriette Gius

MS. ROSE CONNOLLY
6194 Viceroy Way
Citrus Heights, CA 95610

SACRAMENTO CA 957

12 OCT 2015 PM 3.3

RECEIVED

OCT 13 2016

Water
Project

Westcut Secretariat
C. HHS Water Westcut
PO Box 286
Citrus HHS CA

95611-028666

95611-028666

October 12, 2016


District Secretary
Citrus Heights Water District
PO Box 286
Citrus Heights, CA 95611

Dear Water District:


I am writing to protest the water rate increase. I have lived in the area for 3 years and was able to buy A home after 7 months of offers. I take a 5 minute shower and do everything I can to conserve water. I am a Senior and one of the laid off workers in 2008. I am doing my part to conserve water and do not wish a rate increase because #1 I am doing my part to conserve, #2 I need a break on the water bills like everyone else. Seniors have to watch all of their bills. If we are helping with the problem we should be REWARDED with no increase. You need to have some program that rewards Seniors who help the situation and not assume we have unlimited funds. **You need to give the increase to those that refuse to conserve water and do nothing to help our water situation.**

Thank you.

Sincerely,



Rose Connolly
6194 Viceroy Way
Citrus Heights, CA



Jan R. Walker
6248 Wedgefield Way
Orangevale, CA 95662

218

SACRAMENTO CA 957

14 OCT 2016 PM 6 L

RECEIVED

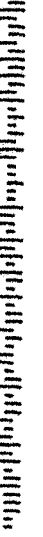
OCT 17 2016

Citrus Heights Water Dist.

Citrus Heights Water District
PO Box 286
Citrus Heights, CA 95611-0826



95611-028666



Citrus Heights Water District

PO Box 286

Citrus Heights, CA 95611-0826

RECEIVED


OCT 17 2016

Citrus Heights Water Dist.

Protest Proposed Water Rate Increase

I am writing to you to protest the proposed water rate increase you are trying to put on the owners of property in your district. Due to current water restrictions and drought conditions I do not feel that it is fair for you to raise the current water rates. People have cut back on their usage and you want to increase rates how is this fair to the property owner?


For any upgrades these should come out of your budget and not the homeowner who is trying to survive in these economic times. Your annual budget should include any upgrades you need to complete and where the money is being funded from.



Janice R Walker

6248 Wedgefield Way

Orangevale, CA 95662



A
Ms. Patricia Albaeck
8228 Moss Oak Ave.
Citrus Heights, CA 95610-0740

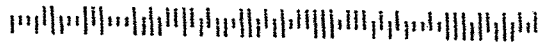
SACRAMENTO CA 957

17 OCT 2005 PM 4 L



District Secretary
Citrus Heights Water District
P O 286
Citrus Heights, CA 95610-0286

OCT 1-8 2016



Patricia A. Albreck
8228 Moss Oak Ave
Citrus Heights, CA 95616

Dear District Secretary for
Citrus Heights Water District,


I am submitting my written
protest to increase the water rate.
(Proposed rate increase).

I am not in favor of increasing
the rates.

Sincerely,

Patricia A. Albreck
8228 Moss Oak Ave
Citrus Heights, CA 95616

Parcel number: 224-0340-039-0006



SACRAMENTO
CA 957
15 OCT '15
PM 5 L



District Secretary
Citrus Heights Water District
P.O. 286
Citrus Heights, CA 95611-0286

OCT 18 2015

Fitzgerald
7512 Skyline Court
CH, CA 95610

95611-028666


October 14, 2016

District Secretary
Citrus Heights Water District
P.O. 286
Citrus Heights, CA 95611-0286


David Fitzgerald
7512 Skyline Court
Citrus Heights, CA 95610
Assessor's Parcel #: 243-0233-012-0000

To Whom It May Concern,

I oppose/protest the proposed rate increase in which a Public Hearing will take place on November 15, 2016.



David X. Fitzgerald





Barbara Regello
8120 Canyon Oak Dr.
Citrus Heights, CA 95610

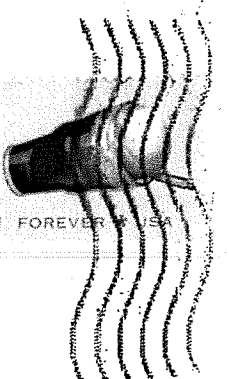
NOV 18 2016

OCT 18 2016


95611-028686

SACRAMENTO CA 957

37 OCT 2016 PM 3:1



*Citrus Hts Water District
Secretary
PO Box 286
Citrus Heights, CA 95611-0286*



10/1/16


Re: Proposed Rate Increase

I am opposed to the rate increase.
I have tried to conserve water over the last 2 years and my rates keep going up even though consumption is down.
I feel this is unfair.

Also I am on a fixed income and feel that CHWD should at least have discounted rates for older people on a fixed income.

I fear that these rate increases are lining the pockets of your administrators, namely your President, VP etc.

Barbara Regello
8120 Canyon Oak Dr.
Citrus HTS. CA.
95610



Kymerly Andrews
8453 Menke Way
Citrus Heights, CA 95610-3364

SACRAMENTO CA 957


17 OCT 2016 PM 8 L



District Secretary
Citrus Heights Water District
P.O. Box 286
Citrus Heights, California 95611-0286

OCT 18 2016

95611-028686




District Secretary
Citrus Heights Water District
P. O. Box 286
Citrus Heights, Ca. 95611-0286

Regarding Proposed Rate Increase

We are opposed to the rate increase. It seems like every time you turn around another utility bill is threatening yet another increase. Why can't your utility live within it's budget. I understand replacing aging facilities, but that should have always been budgeted for, Lord knows we pay a high enough "administrative charge". And lastly it is ridiculous to replace water meters that function perfectly. It is a awful waste of money. Why is it so important that the water company know every time we flush!!!

Rolf Zschoernig and Kymberly Andrews
8453 Menke Way
Citrus Heights, Calif 95610




SACRAMENTO CA 957

20 OCT 2016 PM 2 L



DISTRICT Secretary
C.H. Water Dist.
P.O. BOX 296
C.H. CA 95611-0286

OCT 24 2016




10-18-2016

I am the property owner at 6978 Henning DR. C.H. CA 95621

I have been here for many years & have seen rates go up. Fees, Services?

We were told by having a water meter we would only pay for the water we used & the fees have consistently gone up! Fees, Services? We were told not to water lawns or waste water. I have done both! And always NOT WASTED water!

There is always water sitting in the gutter. We've been told very many times would be corrected STILL gather there! We money out mosquito! plus flooding! Does not take account of rain or over watering of sprinklers (over)



04216

I oppose the Prop 218
rate hike,

Enough is going "up" in
California Always!

Thank you
Barbara Pattillo
Sole owner




Ms Barbara Pattillo
6978 Henning Dr
Citrus Heights, CA 95621

I hope those of us
opposing will matter.

TERRAZA E. RICHARDS
8241 MOSS OAK AVENUE
OTHRUS HEIGHTS, CA
95610-0139

SACRAMENTO, CA 957
21 OCT 2016 PM 7 L



OCT 24 2016

District Secretary
OTHRUS HEIGHTS WATER DISTRICT
P.O. Box 286
OTHRUS HEIGHTS, CA
95611-0286

WRITTEN PROTEST OF PROPOSED WATER RATE INCREASE 2017
95611-0286
95611-0286

October 13, 2016

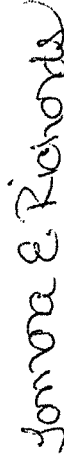
District Secretary
Citrus Heights Water District
P.O. Box 286
Citrus Heights, CA 95611-0286

RE: written protest of proposed water rate increase for 2017

Dear District Secretary-Citrus Heights Water District:

Please accept this letter as my official written protest of proposed water rate increase for 2017 in compliance of Proposition 218 which allows property owners to comment and/or file a written protest before or during Board of Directors public hearing scheduled Tuesday, November 15, 2016 at 6:30 PM located at the Rusch Park Community Center – Sunrise/Patio Room, 7801 Auburn Boulevard, Citrus Heights, CA.


Sincerely,



Tamara E. Richards
Property Owner - Parcel Number 224-0340-017-0000
8241 Moss Oak Avenue
Citrus Heights, CA 95610

Jason Bartley
7609 Anne Marie Ct
Citrus Heights CA 95610

SACRAMENTO CA 95677
28 OCT 2016 PM 7 L



District Secretary
Citrus Heights Water District
P.O. Box 286
Citrus Heights CA
95611-0286

RECEIVED

OCT 31 2016

Citrus Heights Water Dist.

95611-0286



Jason and Melanie Bartley
7609 Anne Marie Ct
Citrus Heights, Ca 95610
Parcel # 211-0760-029-0000

To whom it may concern:

I would like to file a protest to the proposed rate increase to the water rate. I am NOT in agreement to the increase.

Due to the fact that the economy is experiencing low growth, flat inflation, stagnant wages and low commodity prices, I do not see the need to have such a steep increase in rates. Please find ways to better use your current resources.

Thank you,

Jason Bartley
Melanie Bartley

Jason Bartley and Melanie Bartley

10/25/16





9561130286 B004

9561130286 B004



District Secretary

Citrus Heights Water District

P.O. Box 286

Citrus Heights, Ca 95611-0286

9561130286 B004



October 14, 2016


Parcel number: 224-0860-008-0000

Property address: 7519 Chipmunk Way Citrus Heights, CA 95610

We, Pablo and Carmen Mora as owners of the mentioned property strongly oppose to your water rate increase.

Pablo Mora
Pablo Mora

Carmen Mora
Carmen Mora





Ms. Margaret Nossardi
8059 Briar Ridge Ln.
Citrus Hts., CA 95610-7950

SACRAMENTO CA 957

29 OCT 2016 PM 2 L



*District Secretary
Citrus Heights Water District
P.O. 286*

RECEIVED

OCT 31 2016

Citrus Heights Water Dist.

Citrus Heights, CA 95611-0286

95611-028666



October 22, 2016

District Secretary,

I am writing concerning the proposed rate increase on water increase. I am unable to afford this at this time. Our units are being painted this month so we had to have all dryrot replaced. This meant most of my income went to the \$8000.00 I had to pay for dryrot which was not on the C & C rules when I purchased so it was. Being an 81 yr old man living on Social Security only. Just when that is going up $\frac{3}{3}\%$ (which hasn't happened in 3 years. As a handicapped person I can no longer work because I have Lymphedema so this is a very bad time for me to receive more bills. Please do not

Sincerely,

increase

Margaret M. Rossardi
8059 Briar Ridge Lane
Citrus Heights, CA 95610-7950


12155

TIEN NGUYEN
7814 LOCHER WAY
CITRUS HTS, CA. 95610

SACRAMENTO CA 957
31 OCT 2016 PM 5 L



TO: DISTRICT SECRETARY
CITRUS HEIGHTS WATER DISTRICT
P.O. 286
CITRUS HEIGHTS, CA. 95611-0286



95611-028686



Date: 10/30/16

To District Secretary

Citrus Heights Water District

P.O. Box 286

Citrus Heights CA 95611-0286

Proposed Rate Increase

We, TIEN NGUYEN,

(Property Owners)

at 7814 LOCHER WAY C.H. CA 95610


(Address)

parcel number 211-0770-050-0000,

are writing to you as we are **PROTESTING**; We do not want the rate increase, the Citrus Heights Water District proposed rate increase.

Tien Nguyen

Signatures of owners at above residence.



Bowman
7830 Locher Way
Citrus Heights, CA 95610

SACRAMENTO, CA 957
31 OCT 2016 PM 2 L



District Secretary
CHWD
PO. BOX 286
Citrus Heights, CA 95611



95611-028666



Date:

To District Secretary

Citrus Heights Water District

P.O. Box 286

Citrus Heights CA 95611-0286

Proposed Rate Increase

We, Gregory P. Bowman and Carol A. Bowman
(Property Owners)

at 7830 Locher Way, 95610
(Address)


parcel number 211-0770-054-0000

are writing to you as we are **PROTESTING**; We do not want the rate increase, the Citrus Heights Water District proposed rate increase.

Gregory P. Bowman 10/28/16

Carol A. Bowman

Signatures of owners at above residence.



7817 LOCHER WAY
CITRUS HEIGHTS, CA 95610

SACRAMENTO
CA 957
31 NOV '15
PM 51



DISTRICT SECRETARY
CITRUS HEIGHTS WATER DIST.
P.O. Box 286
CITRUS HEIGHTS, CA 95811-0286

95611-028686



Date:

To District Secretary

Citrus Heights Water District

P.O. Box 286

Citrus Heights CA 95611-0286

Proposed Rate Increase

We, THU NGUYEN AND HIEP NGUYEN,

(Property Owners)

at 7817 LOCHER WAY, C.H., CA 95610

(Address)



parcel number 08470-0007582

are writing to you as we are **PROTESTING**; We do not want the rate increase, the Citrus Heights Water District proposed rate increase.

THU NGUYEN

Hiep Nguyen

Signatures of owners at above residence.



STEP KAPLIN
7822 LEBERWAY
CITRUS HEIGHTS CA 95610




District Secretary

Citrus Heights Water District
Po. Box 286
CITRUS HEIGHTS CA 95611-0286

SACRAMENTO CA 957

02 NOV 2016 PM 6 L



95611-029090



Date: 11/01/16

To District Secretary

Citrus Heights Water District

P.O. Box 286

Citrus Heights CA 95611-0286

Proposed Rate Increase

We, JEFF KAPKIN,

(Property Owners)

at 7822 LOCHER WAY CITRUS HEIGHTS CA 95610


(Address)

parcel number _____

are writing to you as we are **PROTESTING; We do not want the rate increase**, the Citrus Heights Water District proposed rate increase.

Jeff Kapkin

Signatures of owners at above residence.





Mrs. Lisa L. Blount
 7717 Woodchuck Way
 Citrus Heights, CA 95610



SACRAMENTO CA 957

02 NOV 2016 PM 6 L


Corilla Tape
citrus heights

District Secretary
 Citrus Heights Water District
 P.O. BOX 286
 Citrus Heights, CA

95611-0286

RECEIVED
 NOV - 3 2016

95611-028666



To Whom It May Concern:

I hereby protest the proposed rate increase for the water I already pay too much for. Why don't you just charge LA more for the water, since we send it all down there. It's funny how when we don't have much of it (drought years) we get surcharged for it even though we use less we end up paying the same or more and when we have more of it they want to raise the rates.

No RATE INCREASE!!!

Lisa Blount

NOV 2016
7717 Woodchuck Way

13154

Citrus Heights, CA 95610

Rose & Salma Lussy
7838 Laker Way
Citrus Heights, CA 95610



SACRAMENTO CA 957

02 NOV 2016 PM 8 L



District Secretary
Citrus Heights Water District
P.O. Box 286
Citrus Heights, CA 95611-0286

95611-0286



Date: 11-1-16

To District Secretary

Citrus Heights Water District

P.O. Box 286

Citrus Heights CA 95611-0286

Proposed Rate Increase

We, Salma and Rose Lussy

(Property Owners)

at 7838 Locher Way
Citrus Heights, CA 95610

(Address)


parcel number 211-0770-056-0000

are writing to you as we are **PROTESTING**; We do not want the rate increase, the Citrus Heights Water District proposed rate increase.

Rose Lussy

Salma Lussy

Signatures of owners at above residence.



 Pam Decant
7248 Manderin Cir
Citrus Hts, CA 95610

RECEIVED
NOV - 8 2016



SACRAMENTO CA 958
05 NOV 2016 PM 1 L

District Secretary
C.H. W.D.
P.O. 286

55611
Citrus Heights
95610
95610 286

District Secretary
Citrus Heights Water District

Nov. 4, 2016

We cannot afford
another Service Charge rate increase.

We are against the
Service Charge rate increase.

Please do not increase the
Service Charge rate.

Thank You


3 bed 1 bath
7248 Mandarin Cir.
C.H.

Parcel # 257-0091-012-0000

Norman Delant *N D*

Pam Delant *P D*

Nov. 4, 2016



7821 Copper Box Ct
C.H. CA
95611

SACRAMENTO CA 957

04 NOV 2016 PM 7 L



C. H. Water District
P.O. Box 286
Citrus Heights, Ca

95611-0286

95611-0286



Date: 11/2/16

To District Secretary
Citrus Heights Water District
P.O. Box 286
Citrus Heights CA 95611-0286

Proposed Rate Increase

We, Peter and Elizabeth Bohn,
(Property Owners)

at 7821 Copper Fox Ct Citrus Heights Ca 95610
(Address)


parcel number 211-0770-026-0000

are writing to you as we are **PROTESTING**; We do not want the rate increase, the Citrus Heights Water District proposed rate increase.

Peter Bohn

Glee Ann

Signatures of owners at above residence.



Connie V Hardison
8259 Canyon Oak Dr
Citrus Hts, CA 95610

SACRAMENTO CA 957

07 NOV 2016 PM 4 L



RECEIVED

NOV - 8 2016

Dist. Secretary
Citrus Heights Water Dist.
PO Box 286
Citrus Heights, CA 95611-0286

95611-0286



Attachment 4

CHWD Prop 218 Notice



P.O. Box 286
Citrus Heights, CA
95611-0286

PRSR STD
US POSTAGE
PAID
SACRAMENTO CA
PERMIT NO. 1890

Street Address
6230 Sylvan Road
Citrus Heights, CA
95610-5610

Office Hours
M-Th: 8:00 am – 5:30 pm
Closed on Friday, Holidays

24-Hour Phone:
(916) 725-6873
Fax: (916) 725-0345
Web: www.chwd.org
Email: custserv@chwd.org

Directors

Allen B. Dains,
President

Caryl F. Sheehan,
Vice President

Raymond A. Riehle,
Director

Robert A. Churchill,
General Manager/Secretary

Hilary M. Straus,
Assistant General
Manager/Treasurer

Susan K. Sohal,
Accounting Supervisor/
Assessor/Collector

Postal Customer and Water Consumer in Citrus Heights Water District

How to protest the proposed rate increase

All owners and tenants of property receiving water service from Citrus Heights Water District are invited to attend the Public Hearing on Tuesday, November 15, 2016 and to comment on the proposed rate increase. Proposition 218 allows property owners to file a written protest before or during the public hearing. If written protests are presented by a majority of the property owners, a rate increase will not be approved. Only one written protest per identified parcel or property will be counted for purposes of determining whether there is a majority protest. Protests must be received in writing prior to the close of the Public Hearing to be considered. Electronic delivery of protests by fax or e-mail will not be accepted.

The written protest must be signed by the property owner(s) and must include a description of the affected property, including address and/or Assessor's Parcel Number. If you were not identified as the owner of the property on the most recent Sacramento County or Placer County tax roll, include written evidence that you presently own the property.

Written protests can be mailed to:

District Secretary
Citrus Heights Water District
P.O. 286
Citrus Heights, CA 95611-0286

Or, written protests may be hand-delivered to Citrus Heights Water District officials or staff at the District Administration Office by 5:30 PM on November 15, 2016, or up to the close of the Public Hearing on the night of the meeting, November 15, 2016, at the Board of Directors meeting location at the Rusch Park Community Center—Sunrise/Patio Room, 7801 Auburn Boulevard, Citrus Heights, California.

The CHWD Administration Office is located at 6230 Sylvan Road, Citrus Heights, CA 95610. Office Hours are Monday through Thursday, 8 AM to 5:30 PM. For the latest information from CHWD, and the proposed rate increase, please visit our website www.chwd.org. Be sure to follow us on Facebook at <https://www.facebook.com/citrusheightswaterdistrict>.

CITRUS HEIGHTS WATER DISTRICT



Notice of Public Hearing on Proposed Water Rate Adjustments

Thank you for your continued support of the Citrus Heights Water District (CHWD). With your help, we've been able to maintain and implement much needed improvements to our infrastructure and facilities. These investments and reinvestments to more than 19,800 service connections help us continue to provide reliable service to you. This year alone, we've replaced many water mains, services, and added another high capacity groundwater well to serve you. Thank you, again, for your support as we move forward with a continued proactive program of system-wide investments and reinvestments.

CHWD has and will continue to control operating costs, including personnel expenses, as a result of efficiencies, such as maintaining a small workforce, reorganization and pension reform.

Your dollars are already hard at work throughout the District on key capital

PUBLIC HEARING:
Tuesday, November 15, 2016
6:30 PM

HEARING LOCATION:
Rusch Park Community Center, SunrisePatio Room
7801 Auburn Boulevard, Citrus Heights, California

At a Public Hearing on Tuesday, November 15, 2016, at 6:30 PM, the Citrus Heights Water District (CHWD, or District) Board of Directors will consider the adoption of a rate increase on bi-monthly service charges and usage charges for water consumed.

improvement projects that will keep our water supply healthy and balanced. To maintain our stewardship over District costs, we need to continue making a number of system replacements and upgrades. This includes: 1) replacing aging water mains; 2) expanding the District's system of groundwater supply wells; and 3) replacing aging water meters. These future infrastructure replacements and upgrades require the District to maintain a sound financial position. In order to continue to provide our customers with the best possible value, and to cover the costs of the required replacements and upgrades, CHWD will be requesting a rate increase for 2017.

1. Water Main Replacements—Many of CHWD's water mains were installed from the 1960s through the 1980s when the majority of residential and commercial development occurred in the District. Real estate developers installed most of the existing infrastructure as a condition of the new development. Now, it's CHWD's responsibility to maintain, repair and replace this aging infrastructure. We currently operate, maintain, and repair more than 271 miles of pipelines that carry water underground throughout the District's 12-square mile service area. Many of these decades-old pipelines must be replaced over the next 5 to 25 years in phases. Replacing the old water mains is

Why a Rate Increase is Needed



SUPPORTING DEPENDABLE INFRASTRUCTURE

Water Main Replacements are required to prevent costly watermain failures, disruptions in service, and water loss.



SECURING A DIVERSE WATER SUPPLY

Groundwater Wells will help improve system reliability and flexibility and reduce our reliance on surface water.



INCREASE ACCURACY & CUSTOMER CONTROL

Water Meter Replacements ensure accurate meter reads and will help customers manage water usage by providing real time data.

crucial to maintaining highly dependable service, which means that we need to plan and set aside funds today.

If the water delivery system is not kept up to date, catastrophic incidents, caused by malfunctions become more likely. System failures can cause property damage from flooding and waste large quantities of precious water. These incidents are expensive, so taking the necessary precautions are much less costly over time.

Acting now is key to ensuring dependable service and a quality water supply for our future.



2. Groundwater Wells—Increasing the number of groundwater supply wells will help add reliability and flexibility to the CHWD system, while reducing our dependency on surface water. Approximately one-third of CHWD’s operations and maintenance budget is currently spent on purchasing treated surface water from Folsom Lake through the San Juan Water District (SJWD). SJWD’s current Financial Plan projects significant annual increases in wholesale water rates to continue to treat and deliver water to CHWD in the future. These projections will result in growing costs for us and our customers.

Groundwater sourced from wells is available in our District as a supplementary resource. We currently have six groundwater supply wells, with a forecasted need to build an additional four wells. Additional wells add variety to our water sources and provide access to more water, which translates into reliable service during times of limited

surface water availability and cost savings over the long-term. These wells cost approximately \$3 million each, factoring in land acquisition, design, construction and permitting.

3. Water Meter Replacements—In compliance with Federal mandates, the majority of water meters for customers were installed in the early 2000s. Like other infrastructure and facilities, meters need to be replaced to ensure reliability and compatibility with new and more efficient technology. By 2020, we will need to begin the process of replacing the oldest meters. New, more cost-effective meter technology will better serve customers as the new meters will provide real time data that will help you manage water usage.

CHWD will continue to take steps to prevent infrastructure failures by investing in capital improvements. Previous capital improvement activities have resulted in a decrease in water main leaks in the District’s system from 85 in 2001 to 14 water main leaks in 2015, a nearly 84% reduction.

CHWD is committed to continuing this focus on system reinvestments.

Droughts in California have placed a stress on water agencies’ finances throughout the State. To combat future droughts, and increase our efficiency, CHWD is requesting to increase rates to ensure that

adequate funding is available for necessary capital improvement projects. Paying as we go and maintaining contingency funding instead of using bonds to finance

Gradual rate increases reduce the overall costs to our customers over time. These additional funds allow CHWD to avoid relying on debt service and associated debt

economic hurdles in the short-term and long-term.

Throughout the year, we will keep our customers informed by providing progress reports concerning water main replacements, other capital improvements, and system reinvestment projects. Customers can stay up to date with our *WaterLine* newsletter, Facebook page and website updates about infrastructure and financial planning efforts for medium and long-term capital investments and reinvestments.

New meters provide real-time data, making it easier to manage your water usage.

necessary capital improvements will save costs to our customers over time, and mitigate large and unexpected expenses in the future. It’s more cost effective for CHWD and our customers to incur gradual rate increases versus maintaining current rates, thereby delaying planned and needed improvements.

service costs and restrictions. Moreover, a dependence on debt financing would undermine our local control over water rates—as debt service includes covenants mandating rate increases to maintain required ratios of revenue over expense. Periodic rate increases would protect CHWD and its customers from unforeseen

Summary of Rates

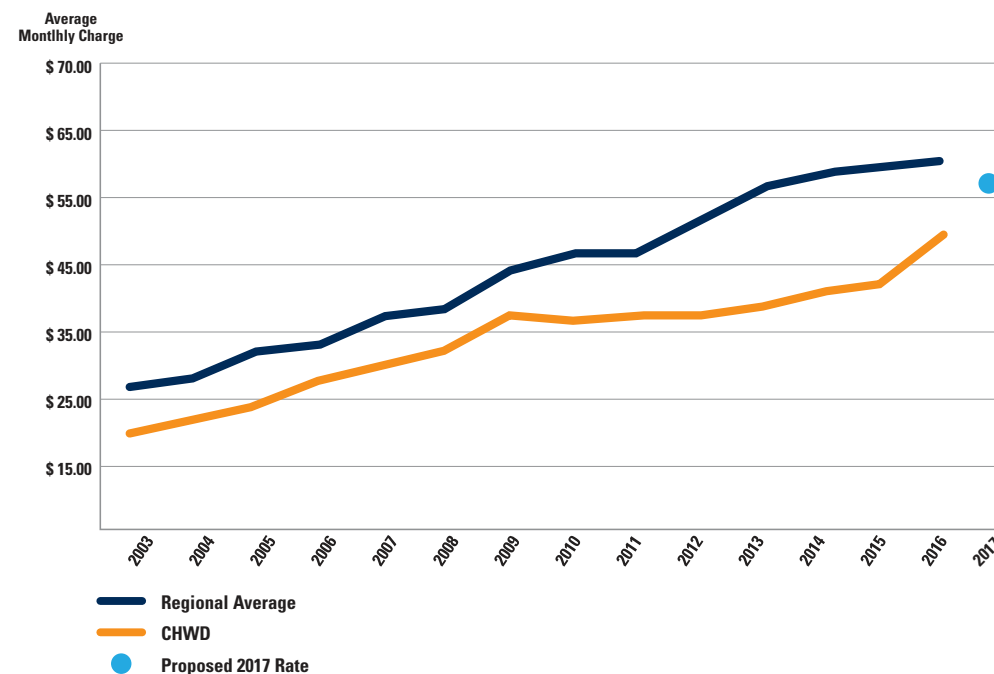
Below is a summary of the proposed changes to the bi-monthly customer service charges and usage charges for water consumed.

TYPE OF CHARGE	APPLIED BASIS OR FREQUENCY	2016 ADOPTED	2017 PROPOSED	\$ BI-MONTHLY CHANGE
Charges for Metered Rate Customer Accounts				
Service Charge, Domestic, Commercial & Irrigation Meters				
¾-inch meter	bi-monthly, per meter	\$ 42.05	\$ 47.52	\$ 5.47
1-inch meter	bi-monthly, per meter	\$ 63.98	\$ 72.30	\$ 8.32
1½-inch meter	bi-monthly, per meter	\$ 78.60	\$ 88.82	\$ 10.22
2-inch meter	bi-monthly, per meter	\$ 151.69	\$ 171.41	\$ 19.72
3-inch meter	bi-monthly, per meter	\$ 239.42	\$ 270.54	\$ 31.12
4-inch meter	bi-monthly, per meter	\$ 473.35	\$ 534.89	\$ 61.54
Service Charge, Combination Meters				
Low flow bypass meter	bi-monthly, per meter	\$ 0.00	\$ 0.00	\$ 0.00
4-inch meter	bi-monthly, per meter	\$ 151.69	\$ 171.41	\$ 19.72
6-inch meter	bi-monthly, per meter	\$ 239.42	\$ 270.54	\$ 31.12
8-inch meter	bi-monthly, per meter	\$ 473.35	\$ 534.89	\$ 61.54
10-inch meter	bi-monthly, per meter	\$ 1,153.17	\$ 1,303.08	\$ 149.91
Usage Charges for Water Consumed (1 unit = 100 cubic feet = 748 gallons)				
Domestic, Commercial, Irrigation & Combination Meter				
All meter sizes	per unit	\$ 0.8735	\$ 0.9871	\$ 0.1136
Commercial Fire Sprinkler Service Charges				
4-inch and smaller	per service, bimonthly	\$ 66.83	\$ 75.52	\$ 8.69
6-inch	per service, bimonthly	\$ 86.69	\$ 97.96	\$ 11.27
6-inch; one-half shared	per service, bimonthly	\$ 43.34	\$ 48.98	\$ 5.64
6-inch; one-third shared	per service, bimonthly	\$ 28.88	\$ 32.65	\$ 3.77
8-inch	per service, bimonthly	\$ 105.58	\$ 119.31	\$ 13.73
8-inch; one-half shared	per service, bimonthly	\$ 52.79	\$ 59.65	\$ 6.86
10-inch	per service, bimonthly	\$ 142.32	\$ 160.82	\$ 18.50
12-inch	per service, bimonthly	\$ 188.56	\$ 213.07	\$ 24.51

Regional Rate Comparison

Still Below the Regional Average

CHWD has a proven record of providing quality service at low rates. CHWD rates have been significantly lower than the average for the region. The District’s current rates are nearly 15% below the region’s average. Even with the proposed rate increase, CHWD customers will pay considerably lower rates compared to many other water customers in the Sacramento area.



What does it mean for me?

The proposed rate increase, based on average consumption for a family of four in a single family home with a one-inch water meter, is about \$6.43 per month.

CITRUS HEIGHTS WATER DISTRICT

DISTRICT STAFF REPORT TO BOARD OF DIRECTORS NOVEMBER 15, 2016 SPECIAL MEETING

SUBJECT : 2017 CAPACITY CHARGES
 STATUS : Action Item
 REPORT DATE : November 09, 2016
 PREPARED BY : Susan K. Sohal, Accounting Supervisor
 Hilary M. Straus, Assistant General Manager

OBJECTIVE:

Conduct a Public Hearing on the proposed Capacity Charges for 2017, and consider adoption of a resolution establishing Capacity Charges for Citrus Heights Water District for 2017.

BACKGROUND AND ANALYSIS:

This report presents the proposed Capacity Charges for 2017. Accompanying this report is a proposed resolution, Resolution 33-2016, adopting Capacity Charges for CHWD for 2017. The resolution includes a schedule of Capacity Charges.

Capacity charges are a method for ensuring that new connections, reconnections or enlarged connections to the District’s water system are assessed for their equitable share of capacity in the existing facilities and assets of the District. The District uses a “System Buy-In Methodology” which recognizes the current value of providing the capacity needed to serve additional users, based on the replacement cost of the assets of the District less depreciation.

Proposed Capacity Charges for 2017 were calculated in accordance with District Policy No. 7500, Capacity Charges. Although these Capacity Charges will be adopted as a separate Board action, once adopted, they will be incorporated in the schedule of CHWD Water Rates and Miscellaneous Charges and Fees for 2017.

RECOMMENDATION:

1. Conduct the Public Hearing on the proposed Capacity Charges for 2017; and
2. Adopt Resolution No. 33-2016 Adopting Capacity Charges for Citrus Heights Water District for 2017.

ACTION:

Moved by Director _____, Seconded by Director _____, Carried _____

CITRUS HEIGHTS WATER DISTRICT
RESOLUTION NO. 33-2016

RESOLUTION ADOPTING CAPACITY CHARGES
FOR CITRUS HEIGHTS WATER DISTRICT FOR 2017

WHEREAS, upon motion duly moved, seconded, and carried, the following Capacity Charges were adopted for the year 2017:

<u>Type of Charge</u>	<u>Applied Basis or Frequency</u>	<u>2017 Adopted</u>
<u>Capacity Fees</u>		
Residential- Multi-Family:		
Townhomes/Condos/Duplexes w/3/4-inch max.	per service + non-residential uses	\$4,343.00
Townhomes/Condos/Duplexes w/1-inch max.		
Fire Sprinklers w/1-inch max.	per service + non-residential uses	\$6,948.00
Residential- Single Family:		
0 - 2.499 acres with 1-inch max.	per service	\$6,948.00
2.500 - 4.999 acres with 1 1/4-inch max.	per service	\$7,817.00
5.00 - 7.500 acres with 1 1/2-inch max.	per service	\$8,685.00
Over 7.500 acres with 2-inch max.	per service	\$17,370.00
Nonresidential Users:		
Based on service size, including, but not limited to, commercial, industrial, irrigation, commercial swimming pools, and clubhouse applications:		
5/8 inch	per service	\$2,606.00
3/4 inch	per service	\$4,343.00
1 inch	per service	\$6,948.00
1 1/4 inch	per service	\$7,817.00
1 1/2 inch	per service	\$8,685.00
2 inch	per service	\$17,370.00
3 inch	per service	\$27,792.00
4 inch	per service	\$55,584.00
6 inch	per service	\$217,125.00
8 inch	per service	\$416,880.00
10 inch	per service	\$660,060.00
12 inch	per service	\$868,500.00

PASSED AND ADOPTED by the Board of Directors of the CITRUS HEIGHTS WATER DISTRICT, this 15th day of November 2016, by the following vote, to-wit:

AYES: Directors: Dains, Sheehan, Riehle
NOES: Directors: None
ABSTAIN: Directors: None
ABSENT: Directors: None

S E A L

ALLEN B. DAINS, President
Board of Directors
Citrus Heights Water District

ATTEST:

HILARY M. STRAUS, Secretary